

MASTER CATALOGUE 2016



Alemlube



ALEMLUBE IS A PROGRESSIVE, INNOVATIVE AND CUSTOMER CENTRIC 100% AUSTRALIAN OWNED COMPANY

The success of **Alemlube** is driven by our core business of supplying and servicing greasing equipment, drum pumps, flow meters, spill containment equipment, air operated diaphragm pumps and hose reels.

Additionally, two highly motivated divisions within the company are building on this success with:

- The design, supply, installation and commissioning of Lube Systems to OEM's in the contractor, construction, infrastructure, transport, mining and oil & gas sectors
- The design, supply, installation and commissioning of air & oil lines and workshop equipment to automotive, transport, hire company, construction,

contractor and mine site workshops and also the supply of vehicle hoists, tyre changers, wheel balancers, wheel aligners, on car servicing equipment and air conditioning recharging machines to car, light commercial, bus and truck workshops.

While our main focus has been and always will be our customers, our relentless pursuit of innovation and progress results in continued and ongoing improvements in our products, our product range and our internal systems & procedures.

CONTENTS

▶ Greasing.....	5
▶ Fuel Transfer & Metering	15
▶ Petrol & Aviation Fuel Transfer	27
▶ Oil Transfer & Metering.....	29
▶ Air, Water & Oxy Acetylene	40
▶ Chemical & Solvent	46
▶ AdBlue® Solutions.....	51
▶ Lubrication Systems	56
▶ Waste Oil, Diaphragm Pumps & Spill Containment	63
▶ Underground Coal Mining	68
▶ Vehicle Hoists, Lighting & Wheel Service Equipment.....	71
▶ Automotive Air Conditioning, Fluid Exchange & Fume Extraction.....	83
▶ Engine Pumps	86
▶ Workshop Fitouts	89
▶ Distributor Support.....	94
Branding & Packaging	
Trade Show Support & Marketing Material	
Product Displays	
▶ Warranty Policy.....	98



GREASING



AND
12 VOLT
CORDLESS
EASE GL



660ANCB

Clear Barrel Trigger Action Grease Gun

- Grease pressures of up to 8,500psi (586bar)
- Delivers up to 1.1cc of grease per stroke
- High density, impact resistant polycarbonate barrel assembly won't rust, dent or distort
- 100% visual identification of the grease will assist in your programmed maintenance scheduling
- Ideal for the food and beverage industries where compliance and non contamination is crucial
- Adds value to any preventive maintenance program



600ACB

Clear Barrel Lever Action Grease Gun

- Develops grease pressures up to 12,000psi (828bar)
- Delivers up to 1.6g of grease per stroke
- 500g capacity when using bulk grease
 - Handles up to NLGI2 grease
- 100% visual identification of the grease will assist in your programmed maintenance scheduling
- Coarse thread on barrel eliminates the chance of cross threading



660AN

Trigger Action Grease Gun

- Grease pressures of up to 8,500psi (586bar)
- Delivers up to 1.1g of grease per stroke
- Coarse thread on barrel assembly eliminates cross threading during cartridge change over
- Patented Ever-Flow System enables the gun to be used with thick tacky greases even in the coldest conditions
- Light weight, durable and compact aluminium die cast head assembly
- High volume or high pressure option facilitates fast and efficient greasing
- **220A** as above but with 400g Trigger Action Grease Gun



660AS

Underground Coal Mine Trigger Action Grease Gun

- Develops up to 8,500psi (586bar)
- Delivers up to 1.1g of grease per stroke
- Coarse thread on the barrel assembly eliminates the possibility of cross threading during cartridge change over
- Twin Lock System eliminates the possibility of dummy lubrication
- High volume/high pressure option results in quicker and more effective greasing
- Free of external aluminium components
- One hand operation, 4 jaw coupler and 30cm long flexible extension makes light work of arduous greasing applications



600A

Lever Action Grease Gun

- Develops grease pressures of up to 12,000psi (828bar)
- Delivers up to 1.6g of grease per stroke
- Plastic wing nut enables the rigid extension to be seen at a required angle
- Twin Lock System seals the piston and eliminates the possibility of dummy lubrication
- Patented Ever-Flow System enables the gun to be used with thick tacky greases even in the coldest conditions
- **200A** as above but with 400g Lever Action Grease Gun



680AN

Air Operated Grease Gun

- Pressure ratio of 40:1
- Develops grease pressures of up to 3,920psi (270bar)
- Delivers up to 180 g/min
- Recommended maximum air pressure of 98psi (7bar)
- Continuous flow or single shot operation
- Suitable for grease up to NLGI2
- Flexible extension length: 50cm
- **480AN** as above but with 400g Air Operated Grease Gun



670AN4 20V Lithium-ion Cordless Grease Gun

- Delivery rates of up to 170 g/min
- Grease pressures up to 10,000psi (690bar)
- Dual volume output option
- Up to 15 cartridges per battery charge
- Built in Intelligence
- LCD with real-time battery capacity, grease level and grease metering information
- Patented air flow management optimises motor and transmission life
- 70 minute recharge time
- Ball and needle bearings
- Curved slot yoke optimises mechanical efficiency
- Shape, weight and balance designed for less physical strain



400A Lever Action Grease Gun

- Delivers up to 1.2g per stroke
- Develops up to 7,500psi (517bar) grease pressure
- Heavy duty cast iron head ensures a long service life and consistent delivery & performance over the life of the gun
 - Precision machined pump piston mechanism
- Includes a 150mm rigid extension and a heavy duty 4 jaw coupler
- Suits a 400g cartridge or bulk grease



440A Trigger Action Grease Gun

- Delivers up to 1.1g per stroke
- Develops up to 3,500psi (241bar) grease pressure
- Barrel manufactured from 1mm thick cold draw precision seamless tube
- Rolled large pitch thread will not wear prematurely
- Includes a 150mm long flexible extension and a heavy duty 4 jaw coupler
- Suits a 400g cartridge or bulk grease



424150 20kg Grease Kit with Trolley

- High pressure 55:1 ratio pump
- Up to 7,950psi (548bar) grease pressure
- The heavy duty air motor free of external plastic components
- Built in filter protects against pump tube contamination
- Will handle high density, tacky greases up to NLGI2
- Ideal for busy workshops where greasing is undertaken all day, every day



424170 20kg Grease Kit

- Integral filter protects pump from foreign particle contamination
- Delivery rates of up to 0.9 kg/min
- 55:1 ratio air motor develops grease pressures up to 7,950psi (548bar)
- Will handle high density, tacky greases up to NLGI2
- Cast alloy dual cylinder air motor won't dent or distort prematurely
- Easily adjustable bung adaptor enables the kit to be used on a variety of drum sizes
- Heavy duty 3 jaw coupler ensures a tight and precise grease nipple connection



108000 20kg Grease Gun Loader Pump

- Facilitates fast, convenient and containment free grease gun refill – up to 50g per stroke
- Reduces your per kilo grease price by buying your grease in 20kg drums
- Can be used in conjunction with Australian, European and US manufactured grease guns
- High quality follower plate eliminates air pocket problems



The **670AN4** 20V Lithium-ion cordless grease gun is an extremely innovative grease gun featuring an LCD with real time battery capacity, grease level, grease metering information, loss of priming and stall warning that assists the user in always being prepared to have a fully operational grease gun at hand to be active on the job.

Designed and engineered by Alemite USA, the **670AN4** is capable of developing a maximum operating pressure of 10,000psi facilitating fast, efficient greasing and offers dual flow rates, low at 113 g/min and up to 170 g/min. Lightweight and ergonomic, the **670AN4** is supplied complete with two lithium-ion batteries, a 90cm long grease gunflex, a heavy duty coupler and has the versatility of three way loading: 450g cartridge, bulk grease or filler pump.

Protected in a durable plastic moulded carry case, the **670AN4** 20V Lithium-ion cordless grease gun provides you with a trouble-free high pressure, high volume greasing solution.



8338

Foot Operated Grease Bucket Pump

- Grease pressure of up to 10,000psi (690bar)
- Delivery rates of up to 2.7cc per stroke
- Grease canister capacity of 8 kg
- User friendly foot operated pump activation
- Coupler pressure rating of 10,000psi (690 bar)
- 1/8" BSP (f) coupler thread
- 2.8m x 1/4" ID 2 wire hydraulic delivery hose
- Delivery hose burst rating of 23,200psi (1,600bar)
- Supplied inclusive of the **14512** Quick Connect Grease Gun Coupler



9950-D1

Alemite 180kg Grease Pump

- 50:1 ratio double acting grease pump capable of delivery rates of up to 2 kg/min
- Spool valve operation reduces maintenance costs
- Can service up to three hose reels
- 1/4" NPT(f) air inlet and 3/8" NPT(f) grease outlet
- Modular design maximises operating time



7785-A5

Alemite High Volume 180kg Grease Pump

- 40:1 ratio and delivery lengths up to 50 metres
- Can service 3 or more hose reels
- Free delivery rate with NLGI2 at 25°C of 5 kg/min
- 1/2" NPT (f) air inlet
- 1/2" NPT (f) material outlet
- Ideal for mine site and contractor workshops or mobile service vehicles where hazardous and demanding operating conditions exist



7735

Alemite Grease Transfer Pump

- 4 x 1/4" air motor and 10:1 ratio facilitate grease transfer rates of up to 33 kg/min
- Dynamic primer ensures continuous positive priming and eliminates air pockets
- Enables mine sites to use grease in grease bins eliminating the hassles involved in disposing of empty 180kg grease drums
- Easy to move with a forklift so one pump is sufficient for multiple sites
- Compact design assists where space is limited
- Supplied complete with a 3" male camlock for quick pump fitment



402025

180kg Grease Pump

- 60:1 ratio grease pump develops up to 8,400psi (579bar)
- Flow rates of up to 1.2 kg/min
- Maximum air pressure of 140psi (10bar)
- Double acting air operation with reinforced foot and pressure valves
- For use in mobile units when greater delivery is required and installations with multiple delivery points
- 3/8" BSPT (f) air inlet
- 3/8" BSP (f) fluid outlet
- Ideal for use in workshops, fast lube centres, fleet maintenance in mining, agriculture, construction and transport facilities



428262

180kg Grease Kit

- 55:1 ratio grease pump develops up to 7,950psi (548bar)
- Integral filter eliminates the chance of pump tube contamination
- Lightweight ergonomic, cast alloy, grease control valve included
- Ideal for busy workshops where greasing is undertaken all day, every day
- 180kg drum not included



9911H

Alemite 20kg Grease Kit

- Spool valve air motor design requires minimum maintenance and results in fewer pump failures
- 50:1 ratio grease pump develops grease pressures of up to 7,500psi (517bar)
- Single shot or continuous flow hand piece provides greater lubrication options
- Mostly all that is required to undertake repairs is 5 minutes and a screwdriver facilitating substantial savings in labour costs and downtime
- Quiet operation cuts noise levels by up to 30%

532130


12:1 Ratio Bulk Grease Transfer Pump

- Double acting air operated 12:1 ratio transfer pump
- Flow rates of up to 40 kg/min
- Maximum oil pressure of 1,215psi (84 bar)
- 1/2" BSP(f) air inlet
- 3/4" BSP(f) fluid outlet
- 6" (150mm) air motor
- Hardened foot valve with filter prevents pump tube contamination and failure
- Handles up to NLGI3 grease
- Carry handles assist during drum or tank change over
- Exhaust muffler rated to 80dB facilitates a quieter work environment
- Supplied inclusive of a 3" camlock connector



KPL-24EX 24V 20kg Grease Kit

- A unique product, this 24V, 20kg grease pump kit is ideal for mining & heavy industrial applications
- Suitable for grease up to NLGI2
- Working pressure of 4,000psi
- Continuous operation
- Can dispense up to 70-80 grams per minute
- Suitable for working temperatures of -10°C to +40°C
- Can be used with a hose reel inclusive of up to 15 metres of hose



EPL-240SP 240V 20kg Grease Kit

- Ideal for mining & heavy industrial applications
- Maximum working pressure up to 4,000psi (276bar)
- Dispenses up to 70-80 g/min
- Suitable for greases up to NLGI2
- Operating temperatures of -10°C to +40°C
- Kit includes a 240V heavy duty pump with 20kg drum cover, follower plate, carry handle, 3/8" ID delivery hose assembly, z swivel, control valve and control valve holster



506300 Single Arm Grease Hose Reel

- Lightweight one piece molded composite barrel assembly
- 10m x 6mm ID grease hose
- Extra large 4 x 10mm long plastic ratchet mechanism and latch paul
- Full ported shaft and swivel facilitates maximum product delivery
- 0.8m long inlet hose included as standard
- Hose reel guide with 6 rollers
- Convenient access to the swivel for ease of assembly maintenance



504300 Heavy Duty Grease Hose Reel

- Heavy duty, dual pedestal hose reel for greasing applications
- Forged brass shaft assures corrosion-free and leak-proof operation
- A specially treated spring provides long life and trouble-free operation
- Multi stage mounting arms allow for the reels to be floor, ceiling, wall or truck mounted
- Includes 15m of 6mm ID grease hose and 0.8m long lead in hose



7531-A4 20kg Lever Action Grease Kit

- For all greases up to NLGI3
- Equipped with a 1.8m delivery hose and heavy duty 3 jaw coupler
- 3/8" NPT(f) outlet
- Follower plate and carry handle included
- Grease pressure of 4,000psi (276bar)



531710 180kg Air Operated Grease Pump

- 70:1 ratio high performance grease pump can develop grease pressures of up to 7,100psi (490 bar)
- Fast double acting air motor with 4 1/2" air piston
- Maximum flow rate of 7.5 kg/min
- Only 3 moving parts ensures reliability, non-stalling operation and long service life
- 1/2" BSP(f) air inlet and grease outlet
- Hardened foot valve with filter prevents pump tube contamination and failure
- Handles up to NLGI3 grease
- 531410 also available but with 40:1 ratio and grease pressure of up to 8,100psi (560bar)



8080-A

Alemite Heavy Duty Grease Hose Reel

The 8080-A hose reel is setting a new standard for reliability and durability in the large capacity, heavy duty hose reel market. Corrosion resistant, easy to install and incredibly durable, Alemite USA's best performing hose reel makes the difference in high volume applications

- Sealed spring cassette
- Sealed and plated bearings
- Narrow width
- Easy and quick mounting
- Lifetime warranty on the hose guide assembly and latch pawl spring
- Includes 25m x 9mm ID grease hose



8081-A

Alemite Heavy Duty Grease Hose Reel

- Dual pedestal design provides additional strength and stability
 - Narrow width (21.6cm) enables space saving hose reel layouts
- Innovative ratchet design prevents hose lock up when the hose is fully extended
- Factory lubricated and sealed one piece spring assembly is covered by a lifetime guarantee
- Heavy duty metal arbor withstands extreme stress
- Easy to change five position guide arm assembly facilitates floor, wall and ceiling mounting



415002

Grease Metering Control Valve

- Maximum operating pressure of 7,150psi (500bar)
- Accurate to $\pm 2\%$
- Battery life of up to 10,000 hours
- Can be used in conjunction with pneumatic, electric or hydraulically powered greasing equipment



413077

Grease Control Valve

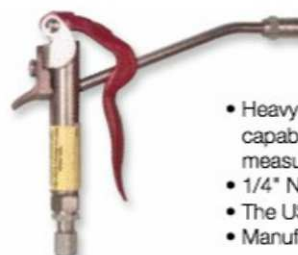
- Standard duty grease control valve with rigid outlet and heavy duty 3 jaw coupler
- Lightweight, well balanced cast alloy body sits comfortably in your hand
- 1/4" BSP(f) inlet thread
- **413081** as above but with a flexible extension



404100

20kg Air Operated Grease Pump

- 55:1 ratio grease pump only can develop grease pressures up to 7,700psi (531bar)
- Integral foot valve filter prevents pump/tube contamination and failure
- Maximum free flow capacity of 540 g/min
- Air motor piston stroke of 35mm
- 1/4" BSP(f) air inlet and grease outlet



6320-3

Alemite Grease Control Valve

- Heavy duty grease control valve capable of continuous flow or preset measured shots
- 1/4" NPT(f) inlet thread
- The USA's industry standard product
- Manufactured in the USA



8549-B1

Alemite Extra High Pressure 180kg Grease Pump

- 70:1 ratio Super H air motor can develop grease pressures of up to 10,500psi (744bar)
- Double acting pump delivers approximately delivery of 1.0 kg/min
- Air inlet 1/4" NPTF (f)
- Material outlet 3/8" NPTF (f)
- Dynamic primer ensures handling of light/heavy multi-purpose greases
- Corrosion resistant piston rod
- Extra pressure for heavy duty applications



423020

Heavy Duty 20kg Grease Kit

- Robust, heavy duty construction for extreme operating conditions
- 60:1 ratio, high volume double acting pump delivers up to 1.2kg per minute
- Up to 8,400psi (580bar) grease pressure
- Handles high density, tacky greases up to NLGI2
- Air pressure operating range from 40-140psi (3-10bar)
- Wetted and seal materials - Steel / Zinc / NBR / PTFE / Polyurethane
- Kit comprises a 60:1 ratio pump, drum cover, follower plate, carry handle, 2m hose, z-swivel and control valve



453000

Stationary Greasing System

- Includes a 180kg grease pump and drum cover, follower plate, 10m open hose reel, z-swivel and grease control valve
- 55:1 pressure ratio pump
- Open type single arm with 15m x 3/8" hose
- High pressure grease control gun with z-swivel
- 550mm follower plate
- 55:1 pressure ratio pump



220ACB

Clear Barrel Trigger Action Grease Gun

- Develops grease pressures up to 8,500psi (587bar)
- 1.1g delivery per stroke on the high volume setting
- 0.70g delivery per stroke on the high pressure setting
- 500g capacity when using bulk grease
- Handles up to NLGI2 grease
- Three way loading
- 300mm long grease gun flex
- Heavy duty four jaw coupler
- Coarse thread on barrel eliminates the chance of cross threading
- Suits a 400g cartridge or bulk grease



ALEMLUBE Header Blocks

- Assists in the lubrication of hard to reach lube points and bearings
- Groups lube points together away from dangerous or contaminated areas
- One, two, three, four, five or six point header blocks available
- Supplied inclusive of 45° angled grease nipples and 6mm tube compression fittings
- 6mm OD grease tubing also available



Product No.	Product Description
6131	One point header block
6132	Two point header block
6133	Three point header block
6134	Four point header block
6135	Five point header block
6136	Six point header block

200ACB

Clear Barrel Lever Action Grease Gun

- Develops grease pressures up to 12,000psi (828bar)
- Delivery rates of up to 1.6g of grease per stroke
- 500g capacity when using bulk grease
- Handles up to NLGI2 grease
- Three way loading
- 16.5mm rigid extension
- Heavy duty four jaw coupler
- Coarse thread on barrel eliminates the chance of cross threading
- Suits a 400g cartridge or bulk grease



Effective greasing demands a pump capable of delivering the pressure required to force grease flow through the very narrow opening in a grease fitting. For this reason, high pressure, high ratio pumps are used.

Alemlube offers a range of Samoa high pressure grease pumps to handle a wide variety of applications. The selection of pumps will fit original container sizes and covers applications from mobile and portable units to large, centralised lubrication systems.

Samoa grease pumps are designed to provide years of dependable service.

414300

Grease Swivel

- Heavy duty, three way swivel
- 1/4" BSP (m) x (f) threads
- Suitable for use with pneumatic, hydraulic and electric grease pumps and kits
- Rated to 7,140psi (492bar)





ALEMLUBE

Grease Nipple Assortment Kits

- Your most popular grease nipples in a convenient compartmentalised refillable carry kit
- All grease nipples included in the kit are case hardened, fully chromated, zinc passivated, batch tested to 8,000psi and conform to international standards including BSS 1486, DIN 71412, SAE J534 and JIS B1575
- Patented Kinglok® method of construction provides a very substantial mechanical joint with a entirely leak proof fit
- Manufactured in the UK with quality, performance and longevity in mind

Product No.	Product Description	Quantity
L4674	Agricultural grease nipple assortment kit	120
L4675	Industrial grease nipple assortment kit	101
L4676	Metric grease nipple assortment kit	100
L4680	Stainless steel grease nipple assortment kit	80

14512

Quick Release Grease Gun Coupler



- Works with all grease gun types pneumatic, manual and battery
- 1/8" BSP (f) thread
- Maximum working pressure of 10,000psi (690bar)
- Fits all BSP and NPT specification grease nipples
- 4 hardened spring steel jaws resilient under high pressure
- Suitable for high pressure, heavy duty greasing applications
- 90mm in length
- Sliding sleeve locks the quick release coupler onto the nipple

ALEMLUBE

Stainless Steel Grease Nipples



- Ideal for the marine, food and petrochemical sectors and highly corrosive environments
- Austenitic 303 s/s body and head, Austenitic 302 s/s stress relieved spring, and Martensitic 440 s/s ball
- All popular thread types and angles available

308730

3 Jaw Grease Gun Coupler



- Manufactured and designed for heavy duty industrial applications
- 3 jaw design guarantees a tight and precise grease nipple connection
- Slimline 14mm OD for applications where lube point space and access is limited

14513

4 Jaw Grease Gun Coupler



- Industrial quality 4 jaw coupler for standard hydraulic grease nipples
- Long life coupler
- Easy on, easy off
- Manufactured and designed for heavy duty industrial applications
- 16mm OD

14507

Push on Button Head Coupler with Built in Swivel



- Die cast coupler body with swivel conveniently slides over standard button head grease nipples and ensures reliable and dependable lubrication of heavy machinery and contractor's equipment

14506

Pull On Button Head Grease Gun Coupler



- Die cast coupler body ensures reliable and dependable lubrication of heavy machinery and contractor's mobile equipment

ALEMLUBE

Grease Gun Flexes



- Industrial quality, genuinely high pressure, high flexibility grease gun flex
- Rated to 14,500psi (1,000bar)

Product No.	Product Description
14551	30cm long Grease Gun Flex
14552	45cm long Grease Gun Flex
14553	70cm long Grease Gun Flex



G10090

EL Series Grease Nipple Assortment Kit

- Includes 90 of your most popular grease nipples and 10 grease nipple dust covers in a convenient compartmentalized carry kit
- Manufactured in Germany in accordance with the DIN 71412 standard in steel, case hardened, zinc plated and passivated the grease nipples as supplied with the kit are as used and specified by many of Europe's key Original Equipment Manufacturers
- The assortment kit also includes 10 grease nipple dust covers as used to protect lubrication points against contamination and for indicating the lubrication interval by means of determined colour coding



G10010N

EL Series Trigger Action Grease Gun

- Develops grease pressures of up to 4,000psi (276bar)
- Delivery rates of up to 1.15g per stroke
- 500g capacity when using bulk grease
- Three way loading
- Robust die cut aluminium head assembly
- 450g cartridge capacity
- Includes a 300mm long grease gun flex and heavy duty four jaw coupler



G10040N

EL Series 18V Lithium-Ion Cordless Grease Gun

- Generates grease pressures up to 10,000psi (690bar)
- Capable of delivering up to 80 g/min
- 25 minutes continuous working time
- Supplied with two batteries, 3,000 mAh & 1,500 mAh
- Recharge time of 75 minutes (1,500 mAh battery)
- Dispenses up to 12 x 450g grease cartridges before changing over
- Spare battery, recharger, 106cm long grease gun flex & plastic molded carry case supplied standard
- **G10044N** 400g lithium-ion cordless grease gun also available



G10020N

EL Series Lever Action Grease Gun

- Develops grease pressures of up to 8,000psi (552bar)
- 500g capacity when using bulk grease
- Three way loading
- Unique follower cup design makes the gun suitable for use with both 450g cartridges and bulk grease – without needing to change the orientation of the follower cup
- 450g cartridge capacity
- Includes a 150mm long grease rigid extension and heavy duty four jaw coupler



G10030

EL Series Air Operated Grease Gun

- Develops grease pressures of up to 6,000psi (414bar)
- Continuous grease flow ensures effortless greasing
- Three way loading
- Exclusive air piston design ensures consistent priming
- 450g cartridge capacity
- Includes a 300mm long grease gun flex and four jaw coupler



G10051

EL Series Mini Pistol Grease Gun

- Develops grease pressures of up to 3,500psi (241bar)
- Zinc die-cast head construction
- Suits bulk grease and 85g grease cartridges
- Heavy duty four jaw coupler
- Supplied complete with a rigid spout, 23cm flexible extension with adaptor and 85g grease cartridge



Alemlube's **EL Series** offers excellent value for money. The range includes greasing equipment, hose reels, fuel transfer equipment, drum pumps, spill containment equipment and air operated diaphragm pumps that have undergone rigorous field testing before being added to the Alemlube product range.

Manufactured by leading international workshop equipment manufacturers, the **EL Series** products are high in quality and can be relied upon for trouble-free seasonal or intermittent use in the workshop and in the field.



PULSARLUBE M SERIES

Single and Multi Point Grease Lubricators

- Pump grease up to 60bar & not affected by temperature or bearing back pressure
- It is reusable & refillable via service packs (bladders & batteries)
- Can be mounted up to 6m away from the bearing and can supply up to 8 greasing points via progressive divider block
- Easy to read LCD display with bearing blockage alarm time remaining till empty
- Available with 60, 125, 250 & 500cc capacity with discharge rates of 1 month up to MAX 24

Product No.	Product Description
M60/PL1	Pulsarlube M Series 60cc - filled with PL1 grease
M125/PL1	Pulsarlube M Series 125cc - filled with PL1 grease
M250/PL1	Pulsarlube M Series 250cc - filled with PL1 grease
M500/PL1	Pulsarlube M Series 500cc - filled with PL1 grease



PULSARLUBE E SERIES

Single Point Grease Lubricators

- Highly cost effective & simple to operate
- Resistant to temperature variation that means volume and amount of gas remaining constant
- Easy to adjust dispensing period while in operation
- Instant on & off
- Easy to install without the use of tools

Product No.	Product Description
E60/PL1	60cc - filled with PL1 grease
E120/PL1	120cc - filled with PL1 grease
E240/PL1	240cc - filled with PL1 grease



BEKAONE-120

Beka One Grease Lubricator

- The first refillable, reusable, disposable, sealed for life, electro mechanical single point lubricator
- Refillable with the grease of your choice, allows multiple different greases on different applications
- 720gm (6 x 120gm) total capacity before replacement - battery life is 6 refills or 24 months
- Class leading 10bar maximum pressure allows for remote mounting
- German design and manufacture



UNIQUIP Spring Operated Grease Lubricators

These grease lubricators automatically dispense the correct amount of grease to a bearing, as required

- Large grease capacity reduces the amount of time required to undertake plant and equipment lubrication
- Increases bearing life by supplying the correct amount of grease to a bearing as required
- Prevents the loss of production time due to bearing failure caused by over or under greasing
- Refillable & reusable

Product No.	Applications	Base	Capacity
GP20	General purpose	Steel	150 grams
RF15	Heavy duty	Forged alloy	47 grams
RF30	Heavy duty	Forged alloy	150 grams



SB501

Spring Operated Grease Lubricator

- Effective lubrication in dusty, wet and generally trying conditions
- Operating pressures of 280psi (20bar)
- Operates in temperatures ranging from -23c to 250c.
- Reservoir capacity of 350 grams
- Can service up to 4 lube points to a maximum distance of 3m
- Refillable with grease of your choice
- Light weight at 380 grams



6598-B

Bearing Packer

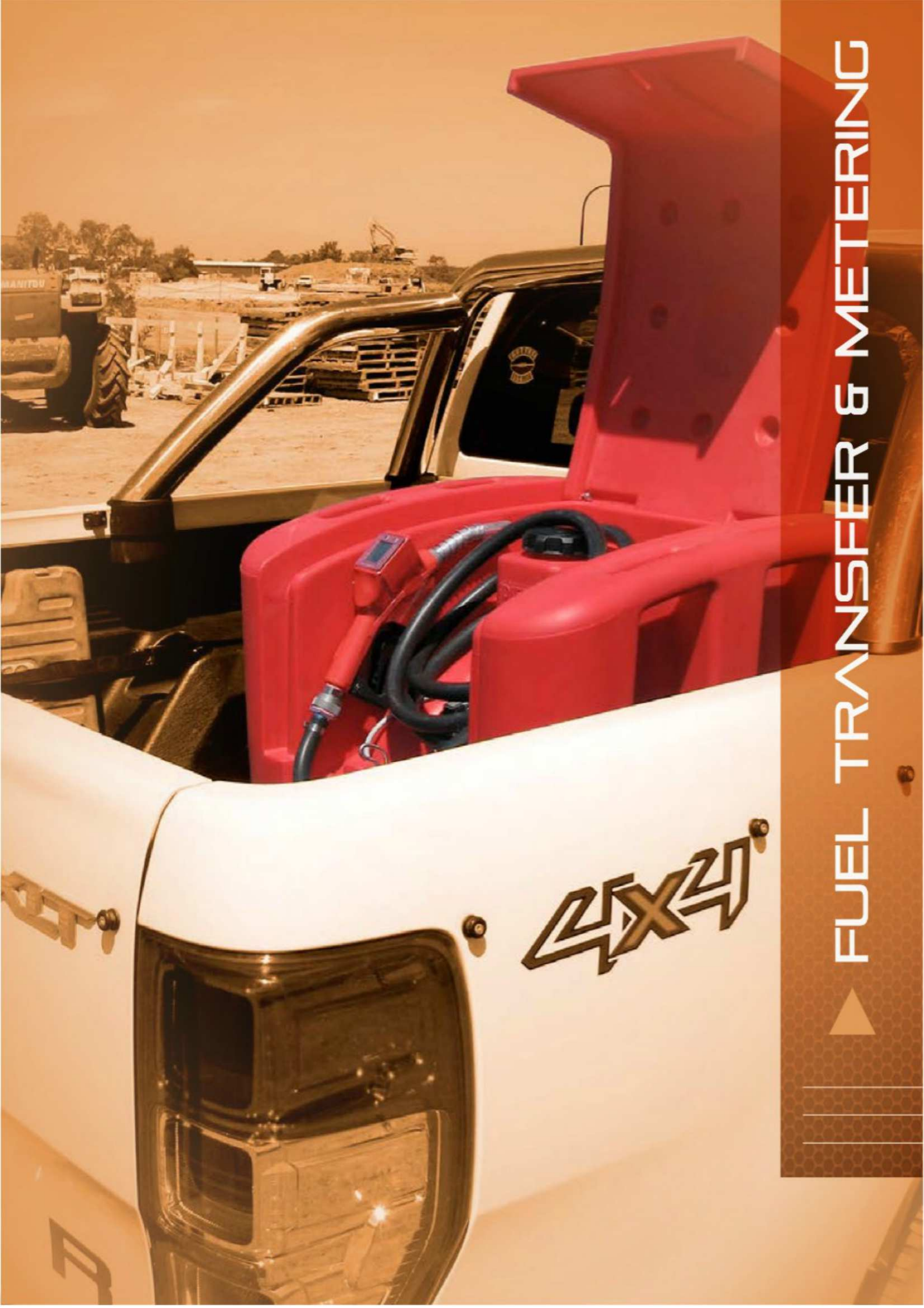
- Removes old grease from the race and cage of roller and ball type bearings and repacks with fresh grease
- Suitable for use with all brands of grease guns
- Durable metal construction
- Suits all roller and ball bearings up to 150mm OD



1250MD-6 6 Point Multi Point Grease Lubrication Kit

- Remote installation lubricates 6 greasing points
- Operating pressure of 425psi
- Consists of a vertical pump, motor/gear set and microprocessor
- Ideal for hard to reach/hazardous greasing locations

Product No.	Product Description
1250MD-2	2 Greasing Point Kit
1250MD-3	3 Greasing Point Kit
1250MD-4	4 Greasing Point Kit
1250MD-5	5 Greasing Point Kit
1250MD-6	6 Greasing Point Kit
1250MD-7	7 Greasing Point Kit
1250MD-8	8 Greasing Point Kit



FUEL TRANSFER & METERING




5060AN
Hi-Flo Refuelling Drum Pump

- Low torque, high volume pump is easy to use and delivers up to 110 L/min
- Facilitates best in class delivery rates of 1.1 litres per rotation
- Suitable for the transfer of diesel fuel, petrol, light oils up to SAE30 and kerosene
- Supplied complete with 2.6m of UV and fuel resistant hose, spout, in built spout holster, 3-piece downtube and new heavy duty bung adaptor
- Lockable handle minimises the possibility of unauthorised fuel transfer
- New PPR covered handle grip reduces operator fatigue during high volume fuel transfer
- New and improved rubber seal above the bung adaptor reduces fuel contamination
- Steel springs on the hose assembly reduce the possibility of premature hose failure

GPI
Heavy Duty Diesel Fuel Drum Pumps

- Available in 12V or 24V drive with manual or auto shut off nozzles
- Flow rates of up to 56 L/min (nozzle dependant)
- Gear type pump with a heavy duty cast aluminium body
- Can operate outdoor, year round with an operating temperature range of -29°C to +52°C
- Duty cycle of 30 minutes on/off
- Dry prime of 1.7m
- Total lift capacity of 7.6m
- In line circuit breaker prevents motor burnout
- Includes 4.6m of battery cable, 3.0m of antistatic delivery hose and heavy duty nozzle
- 1" NPT(f) inlet thread
- 3/4" NPT(f) outlet thread
- Suitable for diesel fuel transfer only
- Inclusive of lockable nozzle holster

Product No.	Volt	Current Draw	Max Flow Rates	Nozzle
M150SA	12	18 amps	49 L/min	Auto
M150S	12	18 amps	56 L/min	Manual
M240SA	24	9 amps	49 L/min	Auto
M240S	24	9 amps	56 L/min	Manual

GPI
High Volume Diesel Fuel Drum Pumps

- High performance USA made pump designed for the mining and contractor sectors
- Includes 3.7m of antistatic delivery hose
- Available with 12V or 24V motors and manual or automatic shut off nozzles
- Guaranteed fast refuelling with flow rates of up to 95 L/min
- Vane type pump with heavy duty cast iron pump head assembly
- Duty cycle of 30 minutes on/off
- Dry prime of 4.6m
- Maximum discharge lift capacity of 3m
- 4.6m of battery cable, special weight and centering base, quality battery clamps and lockable nozzle supplied standard
- Ideal for road contractors, broad acre farming, mining equipment, excavators and any large piece of equipment where time-saving refuelling equals increased productivity
- Suitable for diesel fuel transfer only

Product No.	Volt	Current Draw	Max Flow Rates	Nozzle
M3025-ML	12	35 amps	95 L/min	Manual
M3025-AL	12	35 amps	85 L/min	Auto
M3425-ML	24	20 amps	95 L/min	Manual
M3425-AL	24	20 amps	85 L/min	Auto


5005AN2
Refuelling Drum Pump

- Rowing action drum pump capable of delivery rates of 1L per stroke or up to 40 L/min
- Adjustable spout, ABS piston, polypropylene piston seals and 2.6m antistatic hose make the pump suitable for the transfer of diesel fuel, petrol, kerosene, unleaded petrol and low viscosity oils up to SAE30
- Lockable handle eliminates the possibility of unauthorised fuel transfer
- Suitable for fuel transfer out of 205L drums or petrol and diesel bulk tanks up to 1,000mm deep



501A

Rotary Drum Pump

- Zinc alloy impellers make the pump suitable for the transfer of diesel, petrol, kerosene, unleaded petrol and low viscosity oils
- Delivery rates of 18 L/min or 0.26L per rotation
- Cast alloy body construction ensures a long working life and smooth operation
- 4 chamber pump body primes quickly and easily
- Can syphon and transfer fuels and lubes in reverse
- Includes 2.2m of antistatic hose, bung adaptor, rubber gasket, four chamber rotor assembly, spout and spout holster



High Volume Diesel Fuel Drum Pumps

- Available with 12V or 24V motors and manual or automatic shut off nozzles
- Flow rates of up to 80L/min
- Self priming vane pump with sintered steel rotor and acetal resin vanes
- Pump bypass incorporated into the pump body
- Duty cycle of 30 minutes on, 30 minutes off
- Dry prime of 2 metres
- Total maximum discharge lift capacity of 10m
- 1" BSP(f) inlet thread
- 1" BSP(f) outlet thread
- Suitable for diesel fuel transfer only

Product No.	Volt	Current Draw	Max Flow Rates	Nozzle
52004	12	42 amps	80 L/min	Manual
52004A	12	42 amps	68 L/min	Auto
52005	24	21 amps	80 L/min	Manual
52005A	24	21 amps	68 L/min	Auto



Diesel Fuel Drum Pumps

- Available in 12V or 24V drive with manual or auto shut off nozzles
- Flow rates of up to 50L/min (model and nozzle dependant)
- Self priming drum pump with built in bypass
- Rotary vane type pump inclusive of fuel nozzle, holster, 4m antistatic delivery hose and 2m battery cable
- Duty cycle of 30 minutes on, 30 minutes off
- Dry prime of 2m
- Total lift capability of approximately 6m
- 3/4" BSP(f) inlet thread
- 3/4" BSP(f) outlet thread
- Suitable for diesel fuel transfer only

Product No.	Volt	Current Draw	Max Flow Rates	Nozzle
52002	12	22 amps	50 L/min	Manual
52002A	12	22 amps	46 L/min	Auto
52003	24	11 amps	50 L/min	Manual
52003A	24	11 amps	46 L/min	Auto

When Ian Williamson became involved in lubrication equipment back in 1970, little did he know the impact that his decision would have on the industry.

While Ian passed away in 2007, the passion, commitment, dedication and eye for detail that he exhibited has undoubtedly been the largest single factor that has enabled Alemlube to grow from a minor player in the lubrication equipment market to an industry leader.

As the founder of Alemlube and a cornerstone of the company, Ian Williamson's contribution and vision lives on today within a strong and evolving company culture.



755030

Remote Fluid Tank Level Monitoring System

- GSM system provides instant tank level monitoring
- Two alarms (minimum and maximum levels) can send a message to one or more telephone numbers or an email address
- Transmitted with a dual band GSM modem can control and manage up to 8 tanks
- Suitable to be used on fuel, oil or waste oil bulk tank applications
- The system can be used in all situations which require level monitoring without the need to be physically present
- Alarm messages are sent straight to the supplier or the plant maintenance technician
- Fluid tank level management made easy



52000A

12V Diesel Refuelling Tank Kit

- Capable of flow rates of up to 50 L/min
- Includes 4m of antistatic fuel delivery hose, 2m of battery cable, a stainless steel & brass fuel filter and an automatic nozzle
- Maximum head capacity of 15m
- Self priming rotary vane pump includes a built-in bypass
- Duty cycle of 30 minutes on, 30 minutes off
- Suction capacity of up to 2m
- **52001** as above but 24V



732000

Diesel Fuel Transfer Pump

- Vane type pump with sintered steel rotor and acetylic resin vanes
- Flow rates of up to 72 L/min
- 240V continuous running operation
- Built in 100 micron filter is easily accessible
- 1" BSP inlet and outlet
- Cast iron, paint finished pump housing is weather resistant
- Ideal for diesel fuel transfer out of bulk tanks where 240V power is available



326000

High Volume Diesel Fuel Transfer Pump

- Flow rates of up to 100 L/min
- Vane type pump with sintered steel rotor and acetylic resin vanes
- 240V continuous running operation
- 1" BSP inlet and outlet
- Thermal motor overload protection
- Sturdy cast iron construction
- Suitable for the transfer of diesel fuel



52040

Self Priming Diesel Fuel Pump

- Flow rates of up to 50 L/min
- Self priming electric vane pump
- 12V DC electric motor
- Cast iron body
- Fixed brush motor with permanent magnet stator
- Up to 2m suction capacity
- **52041** as above but 24V



FM100

GPI Mechanical Fuel Meter With Filter

- Accurate between flow rates of 15 L/min and 75 L/min
- Field calibration possible
- Heavy duty cast aluminium housing
- 1" BSP inlet and outlet
- Accuracy to $\pm 2\%$
- Maximum working pressure of 50psi (3.5bar)
- Complete with built-in filter
- Maximum 4 digit batch display reading to 9,999L
- Maximum 6 digit cumulative display reading to 999,999L
- Suitable for petrol, diesel fuel and kerosene
- **FM200** as above but without filter



01A12LM

GPI In Line Electronic Fuel Meter

- For use on gravity feed or fuel transfer pumps in the 10 L/min to 100 L/min flow range
- Maximum batch and cumulative total of 9,999L
- Turbine type meter accurate to $\pm 5\%$
- 1" BSP(f) inlet/outlet
- Maximum working pressure of 300psi (21bar)
- Suitable for petrol, diesel fuel and kerosene



407010N2

In Line Electronic Fuel Meter

- Turbine type meter with a reinforced polyamide body and polypropylene turbine
- Accurate between flow rates of 20 L/min to 120 L/min
- Accurate to $\pm 1.0\%$
- Repeatability of 0.2%
- 1" BSP inlet and outlet ports
- Flow rate analysis function included
- Maximum working pressure of 145psi (10bar)
- Display can be rotated to 4 different positions
- Field calibration of the meter is possible
- Suitable for use with diesel fuel, petrol, kerosene and windscreen fluid



K900

3" Electronic Fuel Pulse Meter

- Accurate between flow rates of 50 L/min to 500 L/min
- Heavy duty aluminium body and acetylic resin oval gears
- Maximum operating pressures of 280psi
 - Accurate to $\pm 0.5\%$
- 3" BSP(f) inlet and outlet ports
- 8-digit cumulative total display
- A remote display for use in conjunction with the **K900** fuel pulse meter is also available

Product No.	Product Description	Minimum Flow Rate	Maximum Flow Rate
K900	3" electronic fuel pulse meter	50L/min	500L/min
M3025-AL	2" electronic fuel pulse meter	25L/min	250L/min



K700

2" Electronic Fuel Pulse Meter

- Accurate between flow rates of 25 L/min to 250 L/min
- Maximum working pressure of 280psi (19bar)
- Oval gear pulse meter is accurate to $\pm 0.5\%$
- 2" BSP(f) inlet and outlet ports
- Suitable for use with diesel fuel, petrol & antifreeze
- Maximum batch totals of 9,999L
- 8-digit cumulative total display
- A remote display for use in conjunction with the **K700** fuel pulse meter is also available



K700-RD

Remote Digital Display

- Designed to be used with pulse meters involving remote installations
- A large screen simultaneously displays the batch total and the non-resettable total
- Battery or grind powered
- Reset button and field calibration possible
- Pulse out can be set at 1, 2, 10, 20, 50 or 100 pulses per litre
- Batch display of 0.001 to 99,999L
- 8-digit non resettable total display
- Low battery and flow rate indication feature included



MR530

GPI Mechanical High Volume 1-1/2" Fuel Meter

- Flow rates of up to 114 L/min
- 1-1/2" BSP (f) inlet and outlet ports
- Suitable for use with diesel fuel, petrol and kerosene
- Field calibration possible to measure a variety of fluids or to adjust for differences in viscosity and flow rates
- Large easy to read display
- Built in filter helps protect against foreign particle contamination



51008

Mechanical Fuel Meter

- Accurate between flow rates of 20 L/min to 120 L/min
- Mechanical gear meter accurate to $\pm 1.0\%$
- Maximum working pressure of 145psi
- 1" BSP inlet and outlet ports
- Batch total of 999L displayed with easy to read 18mm high digits
- 6-digit cumulative total display
- Suitable for gravity feed or pump applications
- Suitable for the metering of diesel fuel and kerosene
- **51007** as above but with maximum batch total of 9,999L



The **52000** 12 volt & **52001** 24 volt electric drum pump kits manufactured by Piusi in Italy, are designed for the transfer of diesel fuel.

Their compact size & carry handle make them the ideal portable kit for your every day diesel transfer jobs. The self priming rotary vane pump, complete with cast iron casing & built in bypass, is powered by a 12 or 24 volt DC motor. With a 30 minute duty cycle, the pumps can deliver diesel fuel at up to 50 litres per minute.

Both kits come complete with 4 metres of 3/4" antistatic delivery hose (for outlet and inlet use), 2 metre power cables & leads, an inlet strainer/hose tail, outlet hose tail & a **52007** manual nozzle.


A-025-RG
1" Electronic Oval Gear Flow Meter

- Specified for standard fuel & oil applications including the distribution & dispensing of fuels, fuel oils and lubricants and the blending of bio & ethanol fuels and lubricating oils
- Flow range: 10-150 L/min
- Accurate to $\pm 0.5\%$ of reading
- Maximum pressure of 990psi (68bar)
- Aluminium body with PPS (Ryton[®]) rotors
- Rate totaliser with all outputs
- **A-025-NM** also available as NMI approved pulse meter
- **S-025-RG** as above but with 316L stainless steel body

AM-025
1" Mechanical Oval Gear Flow Meter


- Suitable for use with diesel, petrol, kerosene, lubricating oils, fuel oils, hydraulic oils, avgas, coolant, ATF, washer fluid, bio-diesel and ethanol
- BSPP (G) female threaded connections
- Flow range: 10 L/min - 150 L/min
- Accurate to $\pm 1\%$ of reading
- Maximum pressure of 580psi (40bar)
- Aluminium body with PPS (Ryton[®]) rotors
- **SM-025** as above but with 316L stainless steel body

A-050-F
2" Electronic Oval Gear Flow Meter


- Suitable for use with diesel, petrol, kerosene, lubricating oils, fuel oils, hydraulic oils, avgas, coolant, ATF, washer fluid, bio-diesel and ethanol
- Flow range: 30 L/min - 450 L/min
- Accurate to $\pm 0.5\%$ of reading
- Maximum pressure of 290psi (20bar) - flange rule applies
- Aluminium body with PPS (Ryton[®]) rotors
- **A-050-FNM** also available as NMI approved pulse meter
- **S-050-F** as above but with 316L stainless steel body

A-015
1/2" Electronic Oval Gear Flow Meter


- Specified for standard fuel & oil applications including the distribution & dispensing of fuels, fuel oils and lubricants and the blending of bio & ethanol fuels and lubricating oils
- BSPP (G) female threaded connections
- Flow range: 1 L/min - 40 L/min
- Accurate to $\pm 0.5\%$ of reading
- Maximum pressure of 990psi (68bar)
- Stainless steel body with PPS (Ryton[®]) rotors
- Available with any rate totaliser
- 2 batch controller option
- **S-015** as above but with 316L stainless steel body

P-025-RG
1" Electronic Oval Gear Flow Meter For AdBlue[®] & Chemicals

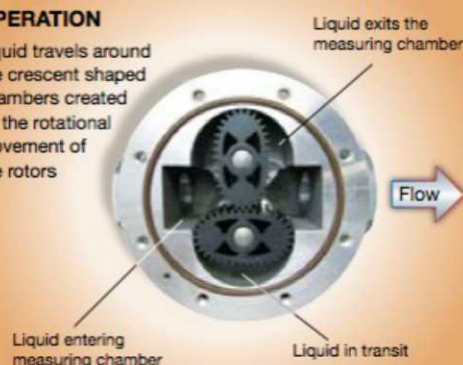

- Suitable for distribution & dispensing of AdBlue[®], blending and batching of chemicals
- Flow range: 10 L/min - 150 L/min
- Accurate to $\pm 0.5\%$ of reading
- Maximum pressure of 72psi (5bar)
- PPS (Ryton[®]) body and rotors
- Rate totaliser with all outputs
- NMI approved pulse meter

AM-050-FVRN
2" Mechanical Oval Gear Flow Meter


- Suitable for use with diesel, petrol, kerosene, lubricating oils, fuel oils, hydraulic oils, avgas, coolant, ATF, washer fluid, bio-diesel and ethanol
- Fitted with ANSI-150 flanges
- 5-digit mechanical reset register
- Flow range: 30 L/min - 450 L/min
- Accurate to $\pm 0.5\%$ of reading
- Maximum pressure of 290psi (20bar)
- Aluminium body with PPS (Ryton[®]) rotors
- Available with ticket printer option on request

OPERATION


Liquid travels around the crescent shaped chambers created by the rotational movement of the rotors



51037M

Automatic Diesel Fuel Nozzle with Digital Meter

- Automatically shuts off on back pressure
- Digital meter with 5-digit current dispensed total - resettable
- Digital meter with 7-digit cumulative total - non resettable
- Flow rates of up to 60 L/min
- Units of measure: litres, gallons, pints, quarts
- Operating pressure of 50psi (3.5 bar)
- Operating temperature range: -10°C to 60°C
- 1" BSP swivel inlet & 19mm (3/4") outlet spout
- Digital meter powered by 2 x AAA batteries & accurate to ±1%
- Weight of 1.3kg
- Suitable for dispensing diesel fuel, petrol and kerosene



52007

Manual Diesel Fuel Nozzle

- Capable of flow rates up to 150 L/min
- Ideal for farm tank applications
- Suitable for gravity feed applications and applications including pressures of up to 140psi (10bar)
- Hanging clip helps to reduce the possibility of diesel fuel contamination and nozzle damage
- 1" BSP swivel included
- **52155** as above but for unleaded petrol



ALEMLUBE

Automatic Diesel Fuel Nozzles

- Automatically cuts off when a fuel tank is full
- Can operate with flow rates up to 280 L/min
- Suitable for applications involving a pump only
- Swivel included



Product No.	Product Description	Inlet Swivel	Maximum Flow Rate
52039	Auto shut off fuel nozzle	1-1/2" BSP(f)	280 L/min
51039	Auto shut off fuel nozzle	1" BSP(f)	120 L/min
51037	Auto shut off fuel nozzle	1" BSP(f)	60 L/min

F20030

EL Series Automatic Fuel Nozzle

- Compact, lightweight and easy to use
- Flow rates of up to 80 L/min
- Minimum pressure loss facilitates maximum flow rates
- Supplied complete with an integral swivel
- Can be locked in the on position
- Suitable for applications involving a pump only
- **F20030U** also available for use with ULP



50000

12V Submersible Transfer Kit

- Submersible pump for diesel, water, coolant and oils up to SAE20
- Capable of flow rates of up to 32 L/min
- 20 minute duty cycle
- Approximately 500-600 hours pump life
- Includes 4m of fuel delivery hose, 4m of battery cable with on/off switch & clamps and a manual nozzle
- Motor speed: 8,700 RPM
- DC motor, low noise, fast speed
- 12V maximum load current of 8A power 96W
- **50001** as above but with 24V



FTH1-3M2

Diesel Farm Tank Hose and Nozzle Kit

- 3m x 1" manual cut off diesel fuel hose and nozzle kit facilitates quick and easy fuel transfer
- Can be used in conjunction with a gravity fed tank or 205L drum pumps
- Maximum pressures of up to 140psi (9.7bar)
- UV stabilised - operating temperature of -50 degrees to + 60 degrees
- Capable of flow rates of up to 150 L/min and supplied standard with a 1" BSP(f) swivel and a hose to nozzle connector
- **FTH1** by the metre 1" Farm Tank hose also available



The Alemlube Oval Gear Flow Meters are positive displacement flow meters where the passage of liquid causes two oval geared rotors to rotate within a precision measuring chamber and with each rotation a fixed volume of liquid is displaced passing through the meter. Magnets embedded within the top of the rotors initiate a high resolution pulse output.

The pulse output can be wired directly to process control and monitoring equipment or can be used as an input to instruments supplied with or fitted directly to the flow meter. For flow meters with mechanical displays, one of the oval gears has a drive shaft that directly turns a mechanical gear set connected to the display.



51051-2.0

240V Diesel Fuel Self Service 2.0 Bowser - WiFi Version

- 240V self service fuel bowser with flow rate of up to 90 L/min
- Self service management 2.0 software, available in a broad range of versions to meet all your needs from small systems to the longest installations
- Able to manage and operate up to 1,000 users, 1,000 vehicles and 12 number of bowzers
- Accuracy: ± 0.5 and IP 55 protection grade with continuous operation
- PW - WiFi 2.0 (software sold separately), allows users to connect device to a WiFi network
- From PC, you can easily supervise, monitor and manage everything in one click and generate reports
- **51050-2.0** as above but with ticket printer option



50090

240V Diesel Fuel Bowser - High Flow

- Facilitates quick, secure and safe fuel transfer for non-commercial users
- Flow rates of up to 90 L/min
- 30 mins duty cycle, IP 45 protection grade
- Complete with self priming vane pump, 4-digit mechanical meter, 4m of antistatic delivery hose, and an automatic shut off nozzle with swivel connection
- Quiet operation with a noise rating of less than 70 decibels
- **50090P** as above but with mounting pedestal



51090P-2.0

240V Diesel Fuel 2.0 Bowser - WiFi Version

- Self service management 2.0 software, available in a broad range of versions
- Automatic nozzle with flow rate of up to 70 L/min
- Able to manage and operate up to 1,000 users, 1,000 vehicles and 12 number of bowzers
- Accuracy: ± 0.5 and IP 55 protection grade with continuous operation
- PW - WiFi 2.0 (software sold separately), allows users to connect device to a WiFi network
- From PC, you can easily supervise, monitor and manage everything in one click and generate reports
- **51090-2.0** as above but without mounting pedestal



392000

2" ULP Motor Driven Transfer Pump

- Suitable for the transfer of diesel and clean water
- Maximum flow rate of 500 L/min
- 2.5L unleaded petrol tank
- Total head of 26m
- Maximum suction lift of 7m
- 4 stroke engine with recoil start
- 2" hose tails & suction strainer
- Dimensions: 360mm (H), 470mm (W), 370mm (D)



FA2

Diesel Fuel & ULP Filter

- Fuel filter suitable for use with gravity feed fuel tanks and with hand, air or electric drum pumps
- Features a 10 micron fuel filter element, a drain cock and a replaceable clear plastic bowl
- 1" BSP inlet and outlet
- **PF10N** replacement elements readily available



391125

1" ULP Motor Driven Transfer Kit

- Maximum flow rate of 125 L/min
- 1.6L unleaded petrol tank
- Total head of 20m
- Maximum suction lift of 9m
- 4 stroke engine with recoil start
- 1" hose tails & suction strainer
- 4m suction hose with filter
- 6m of delivery hose
- Automatic nozzle
- Suitable for transferring diesel and clean water
- Dimensions: 470mm (H), 450mm (W), 320mm (D)



508810

Heavy Duty Spring Rewind Air Hose Reel

- Heavy duty extremely robust construction
- Working pressure of 600psi (40bar)
- Full port 1-1/2" nickel protected shaft and swivel
- Complete with 15m x 1-1/2" ID hose
- 1-1/2" goose neck hose connection eliminates hose collapsing and kinking
- Fatigue resistant steel spring assembly delivers years of durable service
- Spool mounted on two permanently lubricated and sealed ball bearings reduces the torque load on the spring assembly
- Suitable for use with oil, diesel fuel, water and waste oil



7346

Alemite 1-1/2" Spring Rewind Hose Reel

- High volume fluid delivery even in the most severe outdoor conditions
- Suitable for use with water, air, oil and fuel
- Maximum operating pressure of up to 300psi
- 1-1/2" NPTF(f) inlet and outlet ports
- Corrosion resistant and durable
- Can store & retrieve up to 15m of 1-1/2" ID hose
- Narrow width facilitates more hose reels mounted together
- Easily mounted on the floor, wall, ceiling or in a service vehicle
- Weight of 57kg
- 8082-G inclusive of 15m of 1-1/2" ID hose also available



750030

3/4" Fuel Hose Reel

- Latest hydraulic system design principles result in reduced pressure loss even for high flow pumps
- Maximum operating pressure of up to 145psi (10bar)
- Covered latch mechanism protects against accidental hand contact
- Adjustable arms for ease of positioning
- Supplied with 10m x 1" fuel delivery hose and hose stop complete with swivel and elbow



212000

Diesel Refuelling System

- Versatile, compact & easy to install pump, reel, filter and auto shut off nozzle kit
- Integrated dual 12V pump deliver up to 45 L/min
- Heavy duty hose reel supplied complete with 15m x 3/4" ID hose
- 30 micron filter with replaceable cartridge ensures contaminate-free fuel delivery
- Suitable for mobile or fixed tanks
- Sturdy metal construction with side safety guards ensures a long working life



H19030C

3/4" Diesel Fuel Hose Reel Dispensing Kit

- Powder coated steel construction
- Maximum working pressure of up to 300psi (21bar)
- 3/4" inlet and outlet
- 3/4" (19mm) ID hose
- 10m hose length
- Automatic shut off nozzle operates with flow rates up to 60 L/min
- 3/4" BSP(f) nozzle swivel included
- Wall, ceiling or floor mountable



The installation of a Piusi 51090P Diesel Fuel refuelling bowser solved the problems associated with security and accountability of diesel fuel delivery on the unmanned refuelling site at an important mining company client.

The 51090P records relevant information such as user ID, litres used, vehicle ID etc..., and can only be accessed by authorised personnel with a security key.

The information can be downloaded/transferred to a computer for reconciliation. A simple and inexpensive solution to a problem that was costing thousands of dollars a month which also facilitates tracking of vehicle costs and usage for maintenance purposes.

Single Plane Fuel Nozzle Inlet Swivels

- Aluminium body with brass bushings and Viton/Buna-N seals



Product No.	Thread Configuration
502020	3/4" BSP (m) x 3/4" BSP(f)
502025	3/4" BSP (m) x 1" BSP(f)
502525	1" BSP (m) x 1" BSP(f)
503232	1-1/2" BSP (m) x 1-1/2" BSP(f)

Dual Plane Fuel Nozzle Inlet Swivels

- Provides a full 360° spherical rotation for free movement
- High flow rate due to laminar flow design
- Compatible with fuels containing alcohol



Product No.	Thread Configuration
512020	3/4" BSP (m) x 3/4" BSP(f)
512525	1" BSP (m) x 1" BSP(f)



ALEMLUBE

Lockable Diesel Refuelling Storage & Dispensing Kits

- Unique user friendly design with lockable lid to aid fuel and dispensing kit security
- Kit consists of a 12V pump, 4m antistatic fuel delivery hose, 2m battery cables and automatic nozzle
- Recesses for tie down straps on the tank aid handling
- Forklift lifting point capability

Product No.	Capacity	Max. Flow Rate	w/ Meter
L60040PAM	600L	50 L/min	Yes
L60040PA	600L	50 L/min	---
L45040PAM	450L	50 L/min	Yes
L45040PA	450L	50 L/min	---
L20020PAM	200L	50 L/min	Yes
L20020PA	200L	50 L/min	---
L10040PAM	100L	50 L/min	Yes
L10040PA	100L	50 L/min	---

200L

Diesel Fuel Storage & Dispensing Kits

- Dispensing kit consists of a heavy duty polyethylene tank, 12V pump, 4m antistatic fuel delivery hose, 2m battery cables and dispensing nozzle
- 200L capacity polyethylene tank cannot dent, scratch or corrode
- Tank baffles aid vehicle stability
- Pallet lift points and recesses for tie down straps on the tank aids handling & installation
- Tank dimensions of: 800mm (W) x 800mm (D) x 635mm (H)

Product No.	Max. Flow Rates	Nozzle
20040PA	50 L/min	Auto
20045P	50 L/min	Manual
20049GA	49 L/min	Auto
20056G	56 L/min	Manual
20068PA	70 L/min	Auto
20080P	80 L/min	Manual



400L

Diesel Fuel Storage & Dispensing Kits

- Dispensing kit consists of a heavy duty polyethylene tank, 12V pump, 4m antistatic fuel delivery hose, 2m battery cables and dispensing nozzle
- 400L capacity polyethylene tank
- Tank dimensions of: 800mm (W) x 1,630mm (D) x 635mm (H)

Product No.	Max. Flow Rates	Nozzle
40040PA	50 L/min	Auto
40045P	50 L/min	Manual
40049GA	49 L/min	Auto
40056G	56 L/min	Manual
40068PA	70 L/min	Auto
40080P	80 L/min	Manual



600L

Diesel Fuel Storage & Dispensing Kits

- Same as 200L & 400L series
- Tank dimensions of: 800mm (W) x 2,400mm (D) x 635mm (H)

Product No.	Max Flow Rates	Nozzle
60040PA	50 L/min	Auto
60045P	50 L/min	Manual
60049GA	49 L/min	Auto
60056G	56 L/min	Manual
60068PA	70 L/min	Auto
60080P	80 L/min	Manual



Lockable 400L

Diesel Fuel Storage & Dispensing Kits

- Lockable lid aids diesel fuel security and protects dispensing kit components
- Heavy duty, robust polyethylene tank
- Recessed pump improves overall tank strength
- 4-point security locking system
- Tank baffles aid vehicle
- 4m of antistatic fuel delivery hose
- 2m battery cables with clamps
- Fully assembled ready for use
- Dimensions: 1,165mm (W) x 1,165mm (D) x 566mm (H)

Product No.	Max Flow Rates	Nozzle
L40040PA	50 L/min	Auto
L40040PAM	50 L/min	Auto
L40068PA	70 L/min	Auto
L40068PAM	70 L/min	Auto
L40049GA	50 L/min	Auto
L40049GAM	50 L/min	Auto



505224N

3/4" Heavy Duty Fuel, Water, Oil & Air Hose Reel

- Dual ball bearing spool support results in very low rotary friction
- Optimised power spring and low friction design ensure smooth and comfortable operation
- 1,500psi (100bar) hose pressure rating
- Unique non-ratch out design enables total mounting flexibility (7 different positions)
- True 3/4" fluid section maximises product delivery
- New design facilitates quicker & easier service and post maintenance reassembly



8080-G

Alemite Large Capacity Heavy Duty Oil and Fuel Hose Reel

- Sealed spring cassette
- Sealed and plated bearings
- 1,000psi (60bar) hose pressure rating
- Narrow width
- Easy and quick mounting
- Supplied complete with 15m x 24mm ID hose
- Lifetime warranty on the hose guide assembly and latch pawl spring
- Also suitable for use with air and water



508225

1" Air, Water, Oil & Fuel Hose Reel

- Long-life heavy duty double arm design
- Supplied with 15m x 1" BSP(f) ID hose
- 1,250psi (86bar) hose pressure rating
- 1" port nickel coated steel shaft and swivel and wide welded base arms
- Bearing mounted spool: minimum friction to reduce torque load on power spring
- Optimised strength for easy hose pull out
- Narrow design allows for more reels in less space
- Zinc plated steel hose guide rollers
- Suitable for use with fuel, oil, air, water and waste oil
- Ideal for high volume applications



EL SERIES 90000

Spring Rewind Hose Reels

- Reinforced steel frame provides maximum strength and stability
- Can be floor, ceiling or wall mounted
- 1.5mm thick robust drum with stiffening ribs and flange edges ensure a long working life
- Reliable spring life of 20,000 cycles and positive ratchet lock design



Product No.	Description	Suitable For
HR90005	30m x 25mm ID rubber hose & hose stop	Air & Water
HR90035	50m x 12mm ID rubber hose & hose stop	Air & Water
HR90050	15m x 25mm ID SAE 100R1 hose & hose stop	Oil, Fuel & Waste Oil
HR90070	30m x 10mm ID SAE 100R2 hose & hose stop	Grease

1125-6-35C

1" Hand Crank Hose Reel Dispensing Kit

- C/w 10m x 25mm ID hose
- Automatic shut off nozzle
- Heavy duty steel construction
- Pressure rating of 300psi (207bar)
- Nickel plated steel full-flow swivel
- All welded steel "A" frame structure
- Durable powder coated finish
- Solid steel direct hand crank



M4400-ML

Tool & Fuel Kit

- Integrated tool box, fuel tank, 12V diesel fuel transfer pump and secure enclosed cabinet
- Two lockable sides provide tool and fuel pump security
- Open one or both cabinet sides with ample clearance
- 400L fuel tank capacity
- 80L capacity storage area for necessary tools and personal belongings
- Fuel transfer rates of up to 40 L/min
- Dimensions of 1320mm (L) x 700mm (W) x 815mm (H)
- M4450-ML as above but with a fuel tank capacity of 190L



Alemite has further addressed the need for user friendly, transportable lockable diesel fuel storage & dispensing kits with the introduction of the new lockable range of 600L, 450L, 200L and 100L polyethylene tank/dispensing kits.

Covered by the comprehensive Alemite 2 year warranty, the kits comprise of a 12V pump manufactured in Italy, 4m antistatic fuel delivery hose and automatic nozzle. Capable of delivery rates of up to 50 L/min, each capacity kit is available with the addition of a fuel meter. Pallet lift points and tie down strap recesses greatly assist in handling and transportation. Already in use by earth moving contractors, road builders, in industry, agriculture and minesites, the Alemite lockable diesel fuel storage & dispensing kits represent mobile refuelling at its best.



1185-1124

1-1/2" Hand Rewind Hose Reel

- All metal construction
- Engineered and designed for use in challenging, heavy duty applications
- Pressures of up to 600psi (41bar)
- Capable of storing and retrieving 15m x 38mm ID hose
- Low profile outlet riser



1185-1524

1-1/2" Hand Rewind Hose Reel

- All metal construction
- Engineered and designed for use in challenging, heavy duty applications
- Pressures of up to 600psi (41bar)
- Capable of storing and retrieving 22m x 38mm ID hose
- Low profile outlet riser



1195-2032

2" Large Capacity Hand Rewind Hose Reel

- Working pressures up to 600psi (41bar)
- 2" NPT inlet and outlet
- All metal construction
- Can store and retrieve up to 35m of 48mm ID hose
- Also suitable for oil, fuel and waste oil transfer
- Full flow brass swivel facilitates high volume fluid transfer
- Pneumatic, hydraulic AC or DC rewind models also available



1185-2024-A

1-1/2" Air Rewind Hose Reel

- Engineered and designed for use in challenging, heavy duty applications
- Pressures up to 600psi (41bar)
- Adjustable drag brake eliminates hose drag while unreeling the hose
- Operating temperatures of between -29°C and +99°C
- 1-1/2" NPT(f) inlet and outlet
- Stores and retrieves up to 30m x 38mm ID hose



1195-1332-A

2" Heavy Duty Air Rewind Hose Reel

- Working pressures up to 600psi (41bar)
- 2" NPT inlet and outlet
- All metal construction
- Can store and retrieve up to 35m x 48mm ID hose
- Suitable for air, water, fuel and waste oil transfer



1195-932-A

2" Large Capacity Air Rewind Hose Reel

- Working pressures up to 600psi (41bar)
- 2" NPT inlet and outlet
- All metal construction
- Can store and retrieve up to 18m x 48mm ID hose
- Full flow brass swivel facilitates high volume fluid transfer
- Suitable for air, water, fuel and waste oil transfer
- Engineered and manufactured for use in challenging, heavy duty applications





▶ PETROL & AVIATION FUEL TRANSFER

When Ian Williamson passed away in November 2007 at the age of 81, Mark & Ross Williamson became joint Managing Directors of the company that was then *Alemite Lubrequip*. Both Ross and Mark had been working in the business for a good number of years and a seamless transition occurred.

Today, nearly nine years later, with the aid of a great team, a solid platform, market leading manufacturers primarily from Germany, Italy, Spain and the US, and a "can do" attitude and approach, the company is dynamically growing and evolving in an ever changing market.



372010

12V Petrol & Avgas Drum Pump

- Suitable for the transfers of ULP, Avgas, E10, diesel and kerosene
- Automatic nozzle with flow rates of up to 50 L/min
- Inbuilt nozzle holster
- 4m long antistatic fuel hose
- Fully-flanged components: pump, flow meter and filters easily fitted or replaced
- Compact and sturdy construction with cast iron body
- Supplied standard with antistatic fuel hose, water captor filter, automatic nozzle and telescopic down tube extendable to a maximum of 1,100mm
- **374010** as above but 240V



51008P

Mechanical Petrol Meter

- Suitable for the metering of petrol
- Accurate between flow rates of 20 L/min to 120 L/min
- Mechanical gear meter accurate to $\pm 1.0\%$
- Maximum working pressure of 145psi (10bar)
- 1" BSP(f) inlet and outlet ports
- Batch total of 999L displayed with easy to read 18mm high digits
- 6-digit cumulative total display
- Suitable for gravity feed or pump applications
- Repeatability of $\pm 0.3\%$



371000

12V Petrol & Avgas Tank Pump

- Compact and sturdy construction with cast iron pump body ensures a long working life
- Flow rates of up to 50 L/min
- 1" BSP (f) inlet and outlet threads
- Integrated check valve and pressure relief valve reduces the possibility of motor burn out
- Also suitable for the transfer of diesel fuel and kerosene
- Duty cycle of 30 minutes on and 60 minutes off
- ATEX and IECEx certification complies with all relevant Australian Standards relating to the transfer of flammable fluids



SHF-N-525

3/4" ID Petrol Spring Rewind Hose Reel

- Dual pedestal-style support arms & base
- Pressure of up to 300psi (21bar)
- Triple axle support points to the centre shaft
- Coxreels' Original Super Hub™ Axle Support System
- Auto rewind easily wraps, stores & protects hose
- Heavy gauge steel base & support post
- Solid machined brass swivel
- 1" solid steel axle with 1" lubricated precision bearings
- 8m x 3/4" ID hose
- **TSHF-N-650** as above but 1"



TSHF-N-650

1" ID Petrol Spring Rewind Hose Reel

- Dual pedestal-style support arms & base
- Pressure of up to 300psi (21bar)
- Triple axle support points to the centre shaft
- Coxreels' Original Super Hub™ Axle Support System
- Auto rewind easily wraps, stores & protects hose
- Heavy gauge steel base & support post
- Solid machined brass swivel
- 1" solid steel axle with 1" lubricated precision bearings
- 15m x 1" ID hose



51039P

Automatic Shut-Off Petrol Nozzle

- Automatically cuts off when fuel tank is full
- Suitable for applications involving an electric petrol transfer pump only
- 1" BSP swivel included
- Aluminium body and buna-n & viton seals
- Stainless steel outlet spout with viton cased oil seal
- Working pressure 26psi (2bar) (not suitable for gravity feed applications)
- Delivery rates of up to 120 L/min
- **51037P** as above but with 60 L/min

The **372010** 12V petrol and Avgas transfer drum pump has been designed and engineered to effectively and safely transfer flammable liquids such as petrol varieties ULP, PULP, E10 and aviation gas (Avgas).

Easily connected to drums via a quick 2" BSP (m) bung adaptor, the **372010** features fully-flanged components that can be fitted or replaced without the use of sealing paste, making the connections quick and safe. The **372010** 12V petrol and Avgas drum pump is explosion proof and has achieved both ATEX and IECEx certification.



▲ OIL TRANSFER & METERING



8828N2 20L Gear Oil Drum Pump

- Capable of delivering up to 110mL on the downstroke
- Downtube extension and extra Reike adaptor make the pump suitable for use with a variety of 20L drums available on the market
- Ideal pump for the transfer of engine, gear, diff and hydraulic oils in busy vehicle servicing workshops
- Drainback nozzle holster ensures that excess oil ends up back in the drum
- Incorporates a filter in the drain back holster to protect against foreign particle contamination
- UV stabilised long life hose ensures a long service life



454111N Oil Transfer Kit with On/Off Gun

- Includes a high quality 3:1 ratio pump, 3m x 1/2" ID hydraulic hose and on/off control valve
- Transfer rates of up to 15 L/min
- Suits 60L and 205L drums
- Suitable for engine, gear, diff and hydraulic oils
- Recommended to be used when transferring higher viscosity lubricants in colder type climates



454110N Oil Transfer Kit with Meter

- 3:1 ratio pump, 3m x 1/2" ID hydraulic hose and electronic resettable meter
- Transfer rates of up to 12 L/min
- 3/4" BSP(f) material outlet
- 1/4" BSP(f) air inlet
- Suitable for engine, gear, diff and hydraulic oils
- Suits 60L or 205L drums
- Lubricant transfer and metering made easy
- **454111N** as above but with 3:1 ratio pump for higher viscosity lubricants



304600 Oil Transfer Drum Pump

- Suitable for the transfer of light to medium viscosity lubricants
- Delivers approximately 0.45L per stroke
- Fully serviceable
- Telescopic down tube makes the pump suitable for 60L and 205L drums
- Includes a delivery hose and outlet spout facilitating quick, easy and contaminant free lubricant transfer
- Steel body and brass segmented piston makes the pump also suitable for the transfer of kerosene, coolant and transmission fluids
- **304500** as above but without hose



454003N Oil Transfer Kit with On/Off Gun

- 1:1 ratio pump capable of delivery rates of up to 15 L/min
- Ideal for the transfer of low viscosity products such as oil, waste oil, antifreeze and coolant
- Includes 3m of R1 hose, heavy duty oil control valve complete with genuine non-drip nozzle and a bung adaptor
- 3/4" BSP(f) material outlet, 1/4" BSP(f) air inlet
- Suitable for use in 205L and 60L drums
- Oil transfer made easy



7701A Multi Purpose Top Up Kit

- Ideal for topping up of difficult to access oiling points in the workshop and at home
- Suitable for all oils, automatic transmission fluids, brake fluids and some hand cleaners
- Not suitable for combustible fluids
- Self-contained unit prevents oil contamination when not in use
- Container capacity of 1L



10028

Heavy Duty 20L Drum Pump

- Heavy duty fully serviceable drum pump delivers 170mL on the downstroke
- Non-drip nozzle and drain back nozzle holster ensure a clean, safe workshop
- Height adjustable bung adaptor and two extra adaptors make the pump suitable for use with 20L drums from Australia, Singapore, USA and Europe
- 1.8m long life rubber hose assembly
- Ideal for the transfer & top ups of engine, hydraulic, gear, diff and synthetic oils where vehicle through put and owner expectations are high
- Also suitable for underground coal mine use



99 SERIES Spring Operated Drum Pumps

- Ideal for the topping up of engines, gear boxes, transmissions and differentials
- Spring operated pump and lever action control valve facilitates semi-automatic lubricant and ATF transfer
- Unique swivelling pump head assembly allows the hose to "follow" the operator, thus reducing the chance of annoying hose kinks
- Robust zinc pump head assembly and ground shafts with O'Ring seals
- Includes UV stabilised hose, lever action oil control valve and drain back nozzle holster

Product No.	Product Description	Delivery per Stroke	Drum Size
9926	ATF drum pump with hose and filter	330mL	20L
9928	Lubricant drum pump with hose	330mL	20L
9976	ATF drum pump with hose and filter	500mL	60L
9978	Lubricant drum pump with hose	500mL	60L



ALEMLUBE Oil Suction Guns

- Ideal for the draining and filling of diffs, gear boxes and engine blocks
- A double "V" packing ensures that oil does not leak through the rear of the gun

Product No.	Product Description
21041	775cc capacity oil suction gun
21040	530cc capacity oil suction gun

The new Alemlube 10028 heavy duty 20L gear oil drum pump is designed for use in workshops and harsh, rugged environments including underground coal mines. The pump head and sliding bung adaptor are manufactured from Zinc alloy (Zamak) and the robust handle is moulded in plastic for comfort and ease of use. Inclusive of a sliding bung adaptor, the pump is supplied with two additional thread adaptors, which means that the 10028 will fit most 20L drums.

This high performance pump delivers 170mL on the down stroke (50% more than other similar products on the market), meaning that less effort is needed to deliver the desired quantity of oil. The drain-back nozzle holder incorporates a filter mesh to minimise potential contamination of clean oil. The Alemlube 10028 is suitable for use with engine, gear, diff and hydraulic oils, is fully serviceable and a real heavy duty proposition for fast and efficient manual gear oil transfer applications.



ALEMLUBE Force Feed Oil Cans

- Alemlube oil cans feature an effective all metal force feed pump mechanism
- Facilitates easy lubrication of hinges, pins, bushes, roller bearings and chains
- High gloss enamel paint finish

Product No.	Product Description
7340A	500mL capacity oil can with flexible spout
7330	375mL capacity oil can with flexible spout
7320	250mL capacity oil can with flexible spout
15340	500mL capacity oil can with rigid spout
5330	375mL capacity oil can with rigid spout
5320	250mL capacity oil can with rigid spout



ALEMLUBE Oil Measures

- Polyethylene oil measure will not dent, scratch or corrode
- Flexible delivery spout makes the topping up of engines, gear boxes, diffs, transmissions and crank cases a quick and easy proposition
- Screw on lid helps to prevent contaminants from entering the oil measure

Product No.	Product Description
10000MF	10 Litre oil measure with rigid spout
5000MFN	5 Litre oil measure with flexible spout
2000MFN	2 Litre oil measure with flexible spout
1000MFN	1 Litre oil measure with flexible spout



ALEMLUBE Clean Funnels

- Available in a range of sizes to cater for differing flow requirements
- Screw down caps at both ends of the funnels ensure that they are contaminant free for the next time you need to use them
- Durable, versatile and uniquely designed

Product No.	Product Description
10430CF	1,420mL capacity - slim line delivery port
10350CF	1,420mL capacity - high flow delivery port
10270CF	1,180mL capacity
10220CF	450mL capacity



354120

3:1 Ratio Oil Transfer Drum Pump

For medium size systems which involve hose reels and metered oil dispensing guns without simultaneous operation

- Flow rates of up to 35 L/min
- Air inlet pressures between 40-140psi (3-10bar)
- 1/2" BSP(f) fluid outlet
- 1/4" BSP(f) air inlet
- Suits 205L drums
- Individual spare parts and service repair kit readily available
- **353120** as above but suitable for bulk tank applications



9969-B

Alemite 5:1 Ratio Oil Transfer Drum Pump

- Spool valve design ensures fewer pump failures
- Modular design maximises operating time
- Delivery rates up to 26 L/min
- Quiet operation cuts noise levels by up to 30%
- Can service up to 3 reels
- 1/2" NPT(f) fluid outlet
- Suits 205L drums
- **9968** as above but suitable for bulk tank applications



9917-B

Alemite 1:1 Ratio Oil Transfer Drum Pump

- Suitable for bulk tanks or to supply oil to an oil bar
- 1:1 ratio high volume pump has a maximum delivery rate of 60 L/min
- Exclusive construction and design features make the 9917-B ideal for busy workshops
- Corrosion-resistant construction with separated air motor design
- 1/4" NPT(f) air inlet
- 1/2" NPT(f) material outlet
- Suits 205L drums
- **9916-A** as above but suitable for bulk tank applications



348120

5:1 Ratio Oil Transfer Drum Pump

- Maximum free flow delivery of 30 L/min
- Ideal pump for dispensing high viscosity lubricants in car dealerships, truck or bus workshops
- Powerful 90mm diameter air motor
- Can service up to 8 reels
- Designed to be used in 205L drums
- 3/4" BSP(f) fluid outlet
- 3/8" BSP(f) air inlet
- Suits 205L drums
- **347120** as above but suitable for bulk tank applications



7783-C4

Alemite 6:1 Ratio Oil Transfer Tank Pump

- Rugged 4 x 1/4" air motor ensures trouble-free operation in even the harshest of operating environments
- Delivery lengths up to 100m
- Can service up to 6 reels
- Maximum free flow of 38 L/min
- 3/4" NPT(f) air inlet
- 1/2" NPT(f) material outlet
- Fast and efficient oil transfer guaranteed
- **7783-A4** as above but suits 205L drums



The Alemite **8080 Series** hose reel is the first choice for many large mining and fleet service facilities. Its heavy duty construction and full flow fluid path allows for day in, day out reliability in many of Australia's most rugged workshops.

Available for a wide range of applications including the delivery of new oil, grease and engine coolant, it can also be used for the reclamation of waste oil and other products. The heavy duty hose reel design and construction means this is the reel for you.

536330

3:1 Ratio Oil Transfer Tank Pump

- Double acting oil pump suitable for dispensing lubricants in large installations including multiple dispensing points with simultaneous operations
- Flow rates of up to 120 L/min
- Maximum oil pressure of 520psi (36 bar)
- 1/2" BSP(f) air inlet
- 3/4" BSP(f) fluid outlet
- 4-1/2" (115mm) air motor
- Typical applications include: large automotive/truck service, mining & construction, off road equipment, industry, marine, aviation and large fleets



536630

6:1 Ratio Oil Transfer Tank Pump

- Double acting oil pump suitable for dispensing lubricants in large installations including multiple dispensing points with simultaneous operations
- Flow rates of up to 95 L/min
- Maximum oil pressure of 1,040psi (72 bar)
- 1/2" BSP(f) air inlet
- 3/4" BSP(f) fluid outlet
- 4-1/2" (115mm) air motor
- Typical applications include: large automotive/truck service, mining & construction, off road equipment, industry, marine, aviation and large fleets



536030

10:1 Ratio Oil Transfer Tank Pump

- Double acting oil pump suitable for dispensing lubricants in large installations including multiple dispensing points with simultaneous operations
- Flow rates of up to 65 L/min
- Maximum oil pressure of 1,740psi (120 bar)
- 1/2" BSP(f) air inlet
- 3/4" BSP(f) fluid outlet
- 4-1/2" (115mm) air motor
- Typical applications include: large automotive/truck service, mining & construction, off road equipment, industry, marine, aviation and large fleets



41008

Drum Funnel with Cover

- Easily screws into all standard 60L and 205L drums
- Large 8L capacity
- Removable lid with attached safety cable
- Built in strainer
- Heavy duty internal breather pipe
- Heavy duty polyethylene construction
- Funnel diameter: 285mm
- Suitable for a wide variety of fluid transfer applications



360165

4-6 Hose Reel Gantry

- Designed to mount up to six hose reels
- Suitable for use with **504, 505, 506 & 507 Series** hose reels
- Ideal for servicing two lubrication bays simultaneously
- For use when hanging reels from wall or ceiling is not convenient
- Dimensions: 1,972mm (W) x 700mm (D) x 2,500mm (H)
- Complete with all required nuts, bolts and washers for mounting the hose reels on to them
- ** Hose reels and control valves not included*



Robust and extremely durable, the **Samoa Oil Transfer Pumps** are designed to handle the toughest jobs. The pneumatic motor of the pumps have a simple mechanism with only three moving parts, hence less parts are subjected to wear and tear. In addition, the pump has no springs in the mechanism, which ensures a long service life. The mechanical end of the stroke mechanism provides maximum reliability, contributing to non-stalling operation.

The Samoa air operated transfer pumps are a valuable device for any workshop, mining plant or industrial environment, aiming to surpass all your oil dispensing needs.



504200

Heavy Duty Dual Pedestal Oil Hose Reel

- Modular spring cassette for ease of servicing
- Maximum working pressure of 1,500psi (103bar)
- 1/2" BSP(f) inlet and outlet threads
- Supplied complete and ready to use with 15m of delivery hose and a 0.8m lead in hose
- Forged brass shaft ensures corrosion-free and leak-proof operation
- A specially treated spring provides long life and trouble-free operation
- Multi-stage mounting arms allow for the reel to be floor, ceiling, wall or truck mounted



365534

Electronic Oil Meter

- Electronically meters and totalises the amount of lubricant dispensed
- Maximum flow rate of 30 L/min
- Fluid inlet is a 1/2" BSP(f) swivel
- Runs with standard AAA batteries
- Maximum operating pressure of 1,450psi (100bar)
- Accurate to $\pm 0.5\%$
- Control valve can be automatically locked as required
- Meter sleep mode minimises battery draw and ensures a longer battery life
- Manual open/close nozzle minimises annoying oil drip and leakage
- Suitable for use with ATF and antifreeze



365300

Electronic Preset Oil Meter

- Automatically cuts off when the preset amount of lubricant is dispensed
- Maximum flow: 30 L/min, minimum flow: 1 L/min
- 1/2" BSP(f) swivel supplied standard
- Can automatically meter from 99.9L and includes a totaliser
- Maximum operating capacity: 994psi (69bar)
- Accurate to $\pm 0.5\%$
- Up to five pre-selected batch quantities are programmable into memory



505224N

Fuel, Water, Oil & Air Hose Reel

- Dual ball bearing spool support results in very low rotary friction
- 15m x 19mm ID hose
- 1,500psi (100bar) hose pressure rating
- Unique non-ratch out design enables total mounting flexibility (7 different positions)
- True 3/4" fluid section maximises delivery
- Optimised power spring and low friction design ensure smooth and comfortable operation
- Suitable for diesel and waste oil



8081-D

Alemite Heavy Duty Spring Rewind Hose Reel

- Dual pedestal design provides additional strength and stability in harsh workshop and off-road conditions
- Narrow width (21.6cm) enables space saving hose reel layouts
- Factory lubricated and sealed one piece spring assembly is covered by a lifetime guarantee
- Heavy duty metal arbor withstands extreme stress and eliminates arbor failures
- Easy to change five position guide arm assembly facilitates floor, wall and ceiling mounting
- 15m x 12mm ID hose



8080-G

Alemite Large Capacity Heavy Duty Oil Hose Reel

- Sealed spring cassette
- Suitable for use with air, water, oil and fuel
- Sealed and plated bearings
- 1,000psi (60bar) hose pressure rating
- Narrow width
- Easy and quick mounting
- Supplied complete with 15m x 24mm ID hose



454695C

IBC Oil Storage and Transfer Kit

- Includes 1,000L IBC container, 3:1 ratio pump, dual pedestal hose reel with 10m of hose, a top mounting bracket and electronic oil meter
- Refillable, reusable, mobile and fully transportable
- 3:1 ratio pump facilitates flow rates of up to 18 L/min
- Dual pedestal hose reel
- Electronic oil meter powered by quickly and easily replaceable AAA batteries
- **454697C** as above but side mounts on an IBC



363114 1/2" Oil Control Valve

- Flow rates of up to 40 L/min
- Maximum working pressure of 1,450psi (100bar)
- 1/2" BSP(f) inlet port & swivel
- Trigger lock helps to prevent accidental dispensing
- Ergonomic grip and trigger reduces operator fatigue
- Compact ball bearing swivel with integrated oil filter ensures a long working life
- Manual open/close nozzle operation minimises annoying oil drips & leaks



363054 3/4" High Volume Oil Control Valve

- Flow rates of up to 70 L/min
- Durable aluminium die cast body withstands the toughest operating conditions
- Maximum working pressure of 1,450 psi (100bar)
- 3/4" BSP (f) inlet port & swivel
- Lockable valve lever for efficient delivery of large volumes
- Suitable for use in the transport, mining, construction and manufacturing sectors and in service vehicle applications
- **365654** as above but with electronic meter



7498-C Alemite High Volume Oil Control Valve

Alemite's cam actuated 7498-C control valve has an hour glass designed push rod for unrestricted product flow.

Product specification as follows:

- Delivery rates of up to 40 L/min
- Easy release lever
- Safety latch included
- 30 mesh strainer
- Built in 1/2" NPT(f) swivel standard



454600N Stationary Oil Pump, Reel & Meter Kit

- Includes a 3:1 ratio drum pump, 10m hose reel, electronic meter and a 2m pump to hose reel connection hose
- Adjustable flow rates of up to 10 L/min
- Electronic resettable oil meter is powered by easy to replace AAA batteries
- 3:1 ratio pump suits 205L drums
- Dual pedestal hose reel withstands angular hose pull

Product No.	Product Description
454599N	As above but with ON/OFF gun
454601N	As above but with preset meter

The **454695C IBC Oil Storage and Transfer Kit** includes a 1,000L IBC container, a 3:1 ratio pump, a dual pedestal hose reel complete with 10m of hose, a top mounting bracket and an electronic oil meter. It is refillable, reusable, mobile and fully transportable with a 3:1 ratio pump that facilitates flow rates of up to 18 L/min.

The dual pedestal hose reel provides a long service life and the electronic oil meter is powered quickly and easily by replaceable AAA batteries. The **454697C** is also available and features as above but with side mounts on an IBC. Please note, the twin IBC spill containment unit is not supplied with the 454695C.



263210 12V Mobile Oil Transfer Kit

- Flow rates of up to 6 L/min
- A built-in pressure switch allows the pump to start and stop automatically
- A heavy duty trolley mobilises 205L drums and is complete with nozzle support and drip collector
- The unit includes a self-priming gear pump with a 12V DC electric motor, an integrated battery charger and a nozzle meter
- **263220** as above but with a preset meter
- **263200** as above but with an on/off gun



378110

205L Mobile Oil Transfer Kit

- Supplied with 3:1 air operated oil pump, 8m hose reel, electronic meter and heavy duty drum trolley
- Facilitates quick, efficient and effortless oil transfer in car, light commercial vehicle and truck workshops
- Adjustable flow rates up to 10 L/min
- 3:1 ratio oil pump suits 205L drums
- Electronic oil meter maximum pressure of 1,000psi (69bar)
- Electronic oil meter powered by standard AAA batteries
- **378111** as above but with a preset meter
- **378109** as above but with an on/off gun



A-015

1/2" Electronic Oval Gear Flow Meter

- Specified for standard fuel & oil applications including the distribution & dispensing of fuels, fuel oils and lubricants and the blending of bio & ethanol fuels and lubricating oils
- BSPP (G) female threaded connections
- Flow range: 1-40 L/min
- Accurate to $\pm 0.5\%$ of reading
- Maximum pressure of 990psi (68bar)
- Aluminium body with PPS (Ryton®) rotors



AM-025

1" Mechanical Oval Gear Flow Meter

- Suitable for use with diesel, petrol, kerosene, lubricating oils, fuel oils, hydraulic oils, avgas, coolant, ATF, washer fluid, bio-diesel and ethanol
- BSPP (G) female threaded connections
- Flow range: 10-150 L/min
- Accurate to $\pm 1\%$ of reading
- Maximum pressure of 580psi (40bar)
- Aluminium body with PPS (Ryton®) rotors



A-025-RG

1/2" Electronic Oval Gear Flow Meter

- Specified for standard fuel & oil applications including the distribution & dispensing of fuels, fuel oils and lubricants and the blending of bio & ethanol fuels and lubricating oils
- Flow range: 10-150 L/min
- Accurate to $\pm 0.5\%$ of reading
- Maximum pressure of 990psi (68bar)
- Aluminium body with PPS (Ryton®) rotors
- Rate totaliser with all outputs
- **A-025-NM** also available as NMI approved pulse meter



A-050-F

2" Electronic Oval Gear Flow Meter

- Suitable for use with diesel, petrol, kerosene, lubricating oils, fuel oils, hydraulic oils, avgas, coolant, ATF, washer fluid, bio-diesel and ethanol
- Flow range: 30-450 L/min
- Accurate to $\pm 0.5\%$ of reading
- Maximum pressure of 290psi (20bar) - flange rule applies
- Aluminium body with PPS (Ryton®) rotors
- **A-050-FNM** also available as NMI approved pulse meter



366726

High Flow Oil Meter

- Works with two AAA alkaline batteries
- Maximum working pressure: 430psi (30bar)
- Maximum working temperature: 60°C (140°F)
- Flow range: 9.5 L/min to 100 L/min
- Accuracy: $\pm 0.5\%$
- Pressure drop: 7psi (0.5bar)
- Inlet and outlet threads: 1" BSP(F)



454151AA

1,000L IBC Storage, Filtration & Metering Kit

- Samoa 5:1 ratio oil stub pump
- Wall bracket for Samoa pump
- Samoa 10m x 1/2" oil hose reel (optional for IBC use)
- Samoa metered oil nozzle (optional for IBC use)
- Samoa meter bracket (optional for IBC use)
- IBC top mount bracket for hose reel (optional for IBC use)
- Suction/circulate pick up tube and connectors
- IBC lid with two ports for breather and circulation hose
- Moisture absorbing drum breather



309010

12V Oil Transfer Tank Pump

- DC self priming gear type oil transfer pump complete with integrated by-pass valve
- Flow rates of up to 10 L/min
- Operating pressures up to 70psi (5bar)
- Suitable for use with lubricants up to 600 cSt
- Noise levels less than 65 decibels
- 3/4" BSP(f) inlet and outlet
- Ideal for high use applications in remote areas where 240V power and compressed air are not available
- **310010** as above but 24V



334900

240V Oil Transfer Tank Pump

- 240V continuous operation
- AC vane type pump with sintered steel rotor and resin vanes
- Suitable for the transfer of engine, gear, diff and hydraulic oils up to 500 cSt
- Flow rates up to 25 L/min
- 3/4" BSP(f) inlet and outlet
- Continuously rated with pressures up to 85psi (6bar)
- **303000** 50 L/min also available
- **304100** for up to 2,000 cSt also available

309060

12V Portable Oil Transfer Kit

- Manufactured specifically for the transfer of oil
- Flow rates of up to 10 L/min
 - Self priming rotary vane pump
 - Cast iron pump body inclusive of an anti-corrosion treatment
- Fixed brush motor with permanent magnet stator
- Duty cycle of 30 minutes on and 30 minutes off
- Supplied inclusive of a 2m battery connection cable with clips, 4m x 3/4" diameter oil delivery hose, on/off control valve and intake hose filter
- **310070** as above but with 24V



561611

240V Oil Transfer Tank Pump

- 240V flow 50Hz single phase motor
- Delivery rates of up to 70 L/min
- Maximum fluid viscosity 1,550 cSt
- 1" BSP(f) inlet & outlet threads
- Suitable for pumping high viscosity oil
- Sintered steel gears
- Includes an adjustable by-pass valve



360117

Hose Reel Mounting Bracket

- Allows five open-type or enclosed reels to be mounted in a bank
- Suitable for ceiling or wall fixing
- Hose reel installation points are pre-drilled and threaded to reduce installation time
- Guarantees perfect hose reel alignment
- An efficient space saving must for all workshops
- *Hose reel not included*



360127

Wall Mounted Drip Tray

- Modular design makes the unit suitable for all brands of hose reels
- Catchment tray is removable for draining and cleaning purposes
- Helps to prevent control valve damage and keeps dripping oil off the floor

In the Pilbara, out at Roxby Downs and in the Bowen Basin, Service Vehicles are taking workshop services directly to vehicles and mobile equipment operating in the field.

For over a decade, Alemlube has supplied a good number of the **Service Vehicles OEM's** with a wide range of oil, diesel fuel, grease and waste oil transfer and metering equipment and currently Alemlube products and after sales service is a part of that programme.

Today, Alemlube products are predominantly Samoa pumps, hose reels and control valves which operate successfully all over the country plus in parts of Africa helping big and not so big miners keep their valuable plant & machinery operative and productive.



SAMOA

Advanced Oil Monitoring System

- The Samoa AMS System is an Inventory Management Control System that puts you in control of the oil usage for any commercial vehicle workshop activity
- This system, when used in conjunction with efficient pumps, hose reels and dispensing valves, can reliably manage your oil usage and contributes to increase your operation's profitability
- AMS is hard wired, therefore avoiding interferences and communication dropouts
- Can be PC-controlled, which results in providing the user with a greater level of ease and control and additional time management benefits



80100

205L Drum Dolley

- Includes 4 heavy duty casters, 75mm in diameter
- Provides a convenient and easy means of moving 205L drums around a workshop, warehouse or production facility
- Industrial quality steel construction
- Reduces the physical effort of drum handling and provides a safer working environment
- Occupational Health and Safety friendly
- Can convert an empty drum into a mobile container
- **80082** as above but for 20L drums



80205

205L Litre Drum Rack

- Designed for the convenient moving, safe storage and decanting of 205L drums
- Ideal for workshops, warehouses and production facilities
- Reduces the physical effort of drum handling
- Sturdy construction with a maximum carrying capacity of 317kg
- Dimensions of: 770mm (L) x 510mm (W) x 500mm (H)
- Assists companies to comply with OH&S requirements



378702AA

Mobile 205L Oil Storage, Filtration & Metering Kit

- Heavy duty 205L drum trolley
- Samoa 5:1 ratio oil stub pump
- Samoa 10m x 1/2" oil hose reel
- Samoa metered oil nozzle
- Suction/circulate pick up tube and connectors
- Moisture absorbing drum breather
- Non-bypass filter head
- Filters oil to ISO 16/13 Cleanliness levels
- Four pneumatic wheels
- Oil spill sump with drain
- Filter mounting bracket
- Bunded hose reel platform
- Bunded spill sump



ALEMLUBE

Drum Lifters

- Lifts and repositions 205L drums with or without lids
- High tensile steel body with welded construction
- Manufactured in accordance with Australian Safety Standard AS4991-2004
- Design factor of 5:1
- Maximum load capacity of 500kg
- Suspension hole diameter of 50mm
- Epoxy painted finish
- *Drums not included*

Product No.	Product Description
76000	Horizontal Drum Lifter
76100	Vertical Drum Lifter



432000

205L Heavy Duty Drum Trolley

- 205L drum trolley supplied inclusive of one rubber swivelling wheel with brake
- A hose reel or a pump can be mounted using optional brackets
- Assists companies to comply with OH&S requirements
- **432814** as above but with extreme duty trolley



6603A

Brake Cleaner Fluid Sprayer

- Robust construction and ergonomic design
- Resistant to oils, most hydrocarbons and solvents
- 1.5L capacity
- Wide filling opening reduces spills
- 2.5 bar safety valve with depressurisation option
- Preset functionality
- Protective valve chamber sleeve

ALEMLUBE

Sight Gravity Drip Feed Oilers

- Ensures the controlled lubrication of bearings and slides
- Adjustable with an on/off facility
- Manufactured with a pressed brass body with a plastic reservoir
- An acrylic sight tube is provided so that the operator can adjust the feed rate as required

Product No.	Thread	Reservoir Capacity
PSF130	1/8" BSP	15mL
PSF240	1/4" BSP	35mL
PSF250	1/4" BSP	80mL
PSF360	3/8" BSP	150mL
PSF368	3/8" BSP	200mL
PSF468	1/2" BSP	200mL
PSF480	1/2" BSP	400mL
PSF4100	1/2" BSP	900mL



ALEMLUBE

Constant Level Oilers

- Steel or aluminium body with plastic bottle
- Maintain a constant fluid level at all times
- Available with BSP or NPT thread
- Widely used in the chemical and process industries

Product No.	Thread	Length
ACL7563	1/8" BSP	Steel
ACL7567	1/4" BSP	Aluminium
ACL7568	1/4" NPT	Aluminium
ACL7572	1/4" BSP	Aluminium
ACL7573	1/4" NPT	Aluminium
ACL7577	1/4" BSP	Aluminium
ACL7578	1/4" NPT	Aluminium

ALEMLUBE

Oil Level Sight Gauges

- Machined to permit generous oil passage, the glass is held between oil sealing washers by an independent locking nut
- Suitable for indicating oil levels on tanks, motors, gearboxes, etc
- Available in sizes ranging from 1/8" to 3/8" BSP male thread and lengths from 60mm to 300mm
- Vertical oil level sight gauges also available



Product No.	Thread	Length
FGM160	1/8" BSP	60mm
FGM280	1/4" BSP	80mm
FGM2100	1/4" BSP	100mm
FGM2125	1/4" BSP	125mm
FGM2150	1/4" BSP	150mm
FGM2175	1/4" BSP	175mm
FGM2200	1/4" BSP	200mm
3209	1/4" BSP	225mm
FGM2250	1/4" BSP	250mm



ALEMLUBE

Oil Level Windows

- Provides a convenient inspection window for oil or fluid level indication or similar applications
- Machined to a high degree of accuracy and fitted with a clear toughened glass window and nitrile O-ring as standard
- Maximum working pressure of 145psi (10bar)
- Maximum working temperature of 100°C
- Also available with plastic, brass and aluminium bodies for lower pressure and temperature applications

Product No.	Thread	Thread Length	Length	Window OD	Height
BWS4042R	3/4" BSP	12.7mm	25.4mm	19.1mm	33.0mm
BWS4052R	3/4" NPT	20.6mm	33.3mm	19.1mm	33.0mm
BWS4043R	1" BSP	15.9mm	33.0mm	25.4mm	42.4mm
BWS4053R	1" NPT	22.2mm	39.3mm	25.4mm	42.4mm
BWS4044R	1-1/4" BSP	15.9mm	33.0mm	31.8mm	52.1mm
BWS4054R	1-1/4" NPT	22.2mm	39.3mm	31.8mm	52.1mm
BWS4045R	1-1/2" BSP	15.9mm	33.0mm	38.1mm	61.2mm
BWS4055R	1-1/2" NPT	25.4mm	42.0mm	38.1mm	61.2mm
BWS4046R	2" BSP	17.0mm	34.9mm	49.0mm	69.9mm
BWS4047R	2" NPT	17.0mm	34.9mm	49.0mm	69.9mm

318008

Drum Level Measuring Gauge

- Unique mechanical measuring gauge shows the fluid level in a 205L drum
- Suitable for oil, diesel, petrol, water, coolant, ATF, waste oil and some chemicals
- Polyethylene float easily transfers from drum to drum, fluid to fluid



80096

Heavy Duty Drum Trolley

- Includes two 150mm high rubber wheels and an easy to use drum locking device
- Provides an easy and convenient means of moving 20L & 60L drums around a workshop
- Occupational Health and Safety friendly



▲ AIR, WATER & OXY ACETYLENE



S SERIES

Air Hose Reels

- Impact resistant, UV stabilised covers
- Automatic and positive latching mechanism
- Can be wall, ceiling or floor mounted
- New hybrid polymer hose is more flexible, easier to handle and longer lasting
- Adjustable spring tension
- Working pressure of 300psi (20bar)
- High flow swivel and fluid path
- Detachable steel mounting bracket enables 180° hose reel rotation

Product No.	Product Description
SA300N	18m x 10mm ID hose & 0.9 lead in hose
SA400N	15m x 12mm ID hose & 0.9 lead in hose



AWS812

Air & Water Hose Reel

- Features moulded steel and electrostatically painted covers, reinforced polyurethane hose and 4 way roller guide assembly
- Includes 12m x 8mm ID delivery hose and short lead in hose
- Ideal for industrial or production line applications



SW500N

Water Hose Reel

- Impact resistant UV stabilised covers for maximum durability
- Automatic and positive latching mechanism
- Can be wall, ceiling or floor mounted
- 1/2" BSPT inlet/outlet
- Adjustable spring tension & high flow swivel and fluid path
- Detachable steel mounting bracket enables 180° hose reel rotation
- 18m x 12mm ID polyurethane hose and 0.9m lead in hose



1185-2024-A

1-1/2" Air Rewind Hose Reel

- All metal construction
- Engineered and designed for use in challenging, heavy duty applications
- Can store and retrieve up to 30 metres of 38mm ID hose
- Pressures up to 600psi (41bar)
- Adjustable drag brake eliminates hose drag while unreeling the hose
- Hand, hydraulic and electric rewind models also available
- Operating temperatures of between -29°C and +99°C
- 1-1/2" NPT(f) inlet and outlet



S SERIES

Air and Water Hose Reels

- PVC hose
- Impact resistant UV stabilised covers for maximum durability
- Automatic and positive latching mechanism
- Can be wall, ceiling or floor mounted
- High flow swivel and fluid path
- Detachable steel mounting bracket enables 180° hose reel rotation



Product No.	Product Description
SAW100	16m x 10mm ID hose & 0.9 lead in hose
SAW200	13m x 12mm ID hose & 0.9 lead in hose

WP1290

Large Capacity Water Hose Reel

- Stores and retrieves up to 30m x 12mm ID hose
- 3/4" BSP(m) inlet and outlet threads
- Durable impact and weather resistant covers ensure a long working life
- Positive latching system locks the hose at the desired length
- Convenient carry handle facilitates easy movement of the hose reel as required
- Integral swivel bracket assists in reel mounting and demounting



Economy Compact Air Hose Reels

- These compact plastic covered hose reels are ideal for smaller type workshops or where work space is at a premium
- Lightweight & portable with built-in carry handle for use where and when required
- Complete with wall/ceiling mounting bracket and 1m of lead in hose
- Maximum operating pressure of 300psi (21bar)
- Maximum working temperature of 60°C



Product No.	Product Description
AP609	9m x 6mm ID air hose reel
AP1009	9m x 10mm ID air hose reel



504100

Spring Rewind Air & Water Hose Reel

- Heavy duty, dual pedestal hose reels for air, water, oil, grease or high pressure wash down applications
- Forged brass shaft ensures corrosion-free and leak-proof operation
- A specially treated spring provides long life and trouble-free operation
- Multi stage mounting arms allow for the reels to be floor, ceiling, wall or truck mounted
- Modular spring cassette for ease of servicing
- Maximum working pressure of 300psi (21bar)
- 1/2" BSP(f) inlet and outlet threads
- Supplied complete and ready to use with 15m x 12mm ID delivery hose and a 0.8m lead in hose



8080-F

Alemite Heavy Duty Air, Water, Oil & Fuel Hose Reel

The 8080-F reel from Alemite USA is setting a new standard for reliability and durability in the 19mm x 25m capacity reel market. Corrosion-resistant, easy to install and incredibly durable, Alemite USA's newest series of reels makes the difference in high volume applications.

- Sealed spring cassette
- Sealed and plated bearings
- Narrow width
- Easy and quick mounting
- Lifetime warranty on the hose guide assembly and latch pawl spring



506101

Single Arm Air & Water Hose Reel

- Lightweight, one-piece moulded composite barrel assembly, will not distort or corrode
- 10mm ID x 10m capacity
- Maximum working pressure 300psi (21bar)
- Pressure cast aluminium arm and base for extra rigidity
- Full ported shaft and swivel facilitates maximum product delivery
- High durability enclosed spring mechanism provides years of trouble-free operation
- 0.8m long inlet hose included as standard



504400

Wash Down Hose Reel

- Modular spring cassette for ease of servicing
- Maximum working pressure of 2,500psi (172bar)
- 1/2" BSP(f) inlet thread
- 3/8" BSP(f) outlet thread
- Supplied complete and ready to use with 15m x 10mm ID delivery hose and a 0.8m lead in hose
- Forged brass shaft ensures corrosion-free and leak-proof operation
- A specially treated spring provides long life and trouble-free operation
- Multi-stage mounting arms allow for the reels to be floor, ceiling, wall or truck mounted



8081-D

Alemite Heavy Duty Spring Rewind Hose Reel

- Dual pedestal design provides additional strength and stability in harsh workshop and off-road conditions
- Narrow width (21.6cm) enables space saving hose reel layouts
- Innovative ratchet design prevents hose lock up when the hose is fully extended
- Factory lubricated and sealed one-piece spring assembly is covered by a lifetime guarantee
- Heavy duty metal arbor withstands stress and eliminates arbor failures
- Ratchet pawl cartridge minimises service



OS615

Oxy-Acetylene Hose Reel

- Heavy duty steel construction with corrosion-resistant powder coat finish
- Double O-ring design prevents leaks
- Maximum working pressure of 300psi (21bar)
- Supplied inclusive of 15m x 1/4" ID hose and 1.5m lead in hose
- Suitable for use on utes, tray tops and flat bed trucks
- Ideal for contractors, fabricators and people involved in the construction industry



507122

Covered Air Hose Reel

- Robust construction with corrosion-resistant aluminium covers
- 300psi (20bar) hose pressure rating
- 1/2" BSP (m) inlet and outlet connections
- Can be wall, ceiling, floor or tank mounted
- Full port nickel protected steel shaft facilitates maximum possible flow rates
- Large effective radial latching area facilitates easy operation and minimises maintenance downtime and costs
- Fatigue resistant steel spring for longevity
- Manufactured using 4mm gauge steel
- Supplied complete with 15m x 12mm ID hose



SO600

Oxy-Acetylene Hose Reel

- Impact resistant UV stabilised covers for maximum durability
- Can be mounted on the wall or ceiling
- Automatic and positive latching mechanism
- 5/8" BSPT inlet/outlet
- Ideal for back of ute or service vehicle mobile use
- Adjustable spring tension & high flow swivel and fluid path
- Detachable steel mounting bracket enables 180° hose reel rotation
- 15m x 6mm ID hose and 0.9m lead in hose



SHW520

Hot Water Hose Reel

- Impact resistant UV stabilised covers for maximum durability
- Automatic & positive latching mechanism
- 3/8" BSPT inlet/outlet
- Maximum water temperature of 90°C
- Adjustable spring tension & high flow swivel and fluid path
- Detachable steel mounting bracket enables 180° hose reel rotation
- 12m x 10mm ID hose and 0.9m lead in hose



SGRW510

Garden Water Hose Reel

- Supplied with 16m x 12mm ID PVC garden hose & lead in hose
- Impact resistant UV stabilised covers for maximum durability
- Automatic and positive latching mechanism
- Inlet: 3/4" BSP, Outlet: hose quick connector with nozzle
- High flow swivel and fluid path
- Detachable steel mounting bracket enables 180° hose reel rotation
- 16m x 12mm ID hose and 0.9m lead in hose



1195-2032

2" Large Capacity Hand Rewind Hose Reel

- Working pressures up to 600psi (41bar)
- 2" NPT inlet and outlet
- All metal construction
- Can store and retrieve up to 35m of 48mm ID hose
- Also suitable for oil, fuel and waste oil transfer
- Full flow brass swivel facilitates high volume fluid transfer
- Pneumatic, hydraulic AC or DC rewind models also available



117-5-100

3/4" Hand Rewind Hose Reel

- High performance, compact hand crank hose reel
- Standard working pressures of up to 4,000psi (276bar)
- Reel handles fluid temperatures from -29°C up to +99°C
- Adjustable drag brake eliminates hose backlash while the hose is unreeling
- Stores and retrieves up to 30m x 19mm ID hose
- Other models for larger and longer hoses available



Automotive workshops, service stations, farmers, joinery shops, production plants, the home handyman all use them... price-competitive air and water reels.

The Alemlube S Series SA300N and SA400N Air Hose Reels now with more flexible and longer lasting hybrid polymer hose assemblies, features automatic and positive latching mechanisms that lock the hose at the desired length and can be used with tyre gauges, die grinders, impact wrenches, air drills, reciprocating saws or air ratchets.

The S Series SW500N Water Reel, now supplied with polyurethane hose assemblies, two-way roller guides and a 1.2 metre lead in hose can be used to fill up radiators, clean off forecourts or just to water the backyard.



HR40000 Series

EL Series Air & Water Hose Reels

- Impact and UV resistant polypropylene construction cover
- Maximum working pressure of 300psi (20bar)
- Automatic and positive latching system
- Hose guide system rewinds the hose without kinks
- Speed control rewind system makes for a safer workplace environment
- Convenient carry handle for true portability
- Supplied inclusive of a 0.9m long lead in hose

Product No.	Product Description	Inlet/Outlet	Suitable For
HR40030	20m x 10mm ID PVC hose	3/8" BSP(m)	Air
HR40040	15m x 12mm ID PVC hose	3/8" BSP(m)	Air
HR40050	20m x 12mm ID PVC hose and a 1.2m lead in hose	3/4" BSP(m)	Air



HR40020

EL Series Air & Water Hose Reel

- Supplied with 15m x 12mm PVC ID hose
- Impact resistant polypropylene construction covers
- Maximum working pressure of up to 300psi (21bar)
- Automatic spring rewind retrieves, stores and protects air/water hose
- 1/2" BSP(m) threads
- Supplied with an integral wall/ceiling mounting bracket and 0.9m lead in hose
- Ideal for use with drills, impact wrenches, angle grinders, ratchets, tyre gauges and water facets



508890

Heavy Duty Spring Rewind Air Hose Reel

- Working pressure of 600psi (41bar)
- Full port 1-1/2" nickel protected shaft and swivel
- 1-1/2" goose neck hose connection eliminates hose collapsing and kinking
- Spool mounted on two permanently lubricated ball bearings ensures reduced torque load for smooth operation
- Dual power spring for fast and effective hose retrieval
- 1-1/2" BSP (f) outlet thread
- 1-1/2" BSP (m) inlet thread
- Also suitable for use with oil, diesel fuel, water and waste oil



HR90000 Series

EL Series Air & Water Spring Rewind Hose Reels

- Reinforced steel frame provides maximum strength & stability
 - 1.5mm thick robust drum with stiffening ribs & flange edges
- Reliable spring life of 20,000 cycles and positive ratchet lock design
- Also suitable for use with oil, diesel fuel and waste water

Product No.	Product Description	Suitable For
HR90065	25m x 12mm ID	Air/water
HR90070	30m x 10mm ID	Air/water
HR90005	30m x 25mm ID	Air/water
HR90020	40m x 19mm ID	Air/water



1185-1124-H

1-1/2" Large Capacity Hydraulic Rewind Hose Reel

- Designed to handle long lengths of large diameter hose
- Working pressures of up to 600psi
- Low profile outlet rises and open hose slot ensure even hose wraps
- Capable of handling oxygen and steam with compatible EPR/EPDM O-rings, natural gas with Buna/Nitrile O-rings
- Can store and retrieve up to 15m of 38mm ID hose
- 1-1/2" BSP(f) inlet and outlet ports



AS1090

Portable Air Hose Reel

- Heavy duty steel frame structure
- Corrosion-resistant powder coating
- Stores and retrieves 30m of 3/8" ID hybrid polymer hose
- 200psi (14bar) maximum operating pressure
- 3/8" BSPT(m) inlet/outlet
- Dimensions: 420mm (L) x 375mm (W) x 390mm (H)
- Adjustable drag brake
- Solid brass swivel
- Reinforced steel flange



51114

Automatic Digital Tyre Inflator

- Aluminium body with oil resistant rubber casing
- Measures up to 5psi to 150psi (0.3-10bar)
- Accurate to $\pm 1\%$
- LCD backlit digital display for easy viewing
- Two position lever for inflation and deflation
- Battery life of 140 hours
- Reliable, robust & efficient gauge
- Display powered by two CR2032 Lithium batteries
- Measures in either psi, bar, kpa or kg/cm²



52114

Automatic Car & Light Commercial Vehicle Tyre Inflator

- 240V operation
- Able to measure in both psi and bar
- Ceramic sensor accurate to $\pm 0.3\%$
- Inflation range of 0psi to 101psi (0.5bar to 7bar)
- Inflates and deflates accurately with hose assemblies up to 25m long (not included)
- Ideal for busy car and light commercial vehicle workshops



51201N

Tyre Inflator with Gauge

- Heavy duty aluminium die cast body
- Dual scale pressure readings: 0-150psi (0-10bar) / 0-1,050kpa
- Magnified sight glass
- Dual hold on chuck
- Impact absorbing bumpers
- Highly accurate
- Ideal for automotive, industrial & trade use



50114

Digital Tyre Inflator

- Inflation pressures of up to 100psi
- Push button multi pressure measurements - psi, bar, kpa and Kg/cm²
- Reliable accuracy - $\pm 1\text{psi}$ (up to 60psi); $\pm 2\text{psi}$ (up to 100psi)
- Hand trigger inflate and thumb controlled deflate convenience



The Alemlube **51201N Tyre Inflator with Gauge** is heavy duty with an aluminium die cast body, impact absorbing bumpers and spiral protected air hose. Ideal for automotive, industrial and trade use, the **51201N** incorporates slim ergonomic design features and is easy to use when inflating or deflating.

Highly accurate, the **51201N** with magnified sight glass clearly indicates dual scale pressure reading of 0-150psi and 0-1,050Kpa. Quality manufacturing and robust construction ensures dependable and trouble-free use day in, day out.

53116

Automatic Commercial Vehicle Tyre Inflator with Hose Reel

- 240V operation
- Electronic pressure preset & auto start inflation
- Able to measure in both psi and bar
- Clear LED digital display for fast accuracy
- Reading accuracy of $\pm 0.1\text{psi}$ (0.07bar)
- Maximum inflation pressure of 188psi (13bar)
- Inflates and deflates accurately with hose assembly up to 25m long
- Supplied standard with pedestal, hose reel with 10m of air hose and tyre chuck
- Additional diagnostics provide essential information to assist efficient workshop practices



53114

Automatic Commercial Vehicle Tyre Inflator

- 240V operation
- Electronic pressure preset & auto start inflation
- Able to measure in both psi and bar
- Clear LED digital display for fast accuracy
- Reading accuracy of $\pm 0.1\text{psi}$ (0.07bar)
- Maximum inflation pressure of 188psi (13bar)
- Inflates and deflates accurately with hose assembly up to 25m long
- Supplied standard with 10m of air hose and tyre chuck



53110

Automatic Commercial Vehicle Tyre Inflator

- 240V operation
- Able to measure in both psi and bar
- Ceramic sensor accurate to $\pm 0.3\%$ of the full scale reading
- Maximum inflation pressure of 188psi (13bar)
- Inflates and deflates accurately with hose assembly up to 25m long
- Automatic inflation & deflation increases productivity and bottom line profitability
- Ideal for fleet and owner operator workshops where productivity and profitability are priorities



► CHEMICAL & SOLVENT



NDP-25BST

1" Air Operated Stainless Steel Diaphragm Pump

- Maximum flow rates of 160 L/min
- 1" BSP(f) inlet and outlet ports
- Stainless steel body and teflon diaphragms
- Maximum delivery per cycle of 600mL
- Weight of just 13kg
- Suitable for use with solids up to 3mm OD
- Air supply pressure range: 0.2-0.7 MPa
- Suitable for the transfer of MEK (methylethyl ketone), hydrochloric acid up to 20% concentration, phosphoric acid, methanol, paint thinners and water



NDP-20BST

3/4" Air Operated Stainless Steel Diaphragm Pump

- Suitable for the transfer of MEK (methylethyl ketone), hydrochloric acid up to 20% concentration, phosphoric acid, methanol, paint thinners and water
- Maximum flow rates of up to 100 L/min
- 3/4" BSP(f) inlet and outlet ports
- Stainless steel body and teflon diaphragms
- Suitable for use with solids up to 2mm OD



NDP-40BPT

1-1/2" Chemical Diaphragm Pump

- Suitable for the transfer of potassium sulfate, tannic acid, sodium chloride and hydrochloric acid up to 37%
- Maximum flow rate of up to 400 L/min
- Suitable for use with solids up to 7mm OD
- 1-1/2" BSP(f) inlet and outlet ports
- Polypropylene body and teflon diaphragms



NDP-15FVT

1/2" Air Operated Chemical Diaphragm Pump

- Suitable for the transfer of hydrochloric acid up to 20% concentration, phosphoric acid, methanol, paint thinners and water
- Maximum flow rates of up to 45 L/min
- 1/2" BSP(f) inlet and outlet ports
- Viton body and teflon diaphragms



NDP-25BVT

1" Air Operated Chemical Diaphragm Pump

- Suitable for the transfer of hydrochloric acid up to 20% concentration, phosphoric acid, methanol, paint thinners and water
- Maximum flow rates of 160 L/min
- 1" BSP(f) fluid inlet and outlet ports
- Viton body and Teflon diaphragms
- Suitable for use with solids up to 3mm OD



ALEMITE

5:1 Ratio Chemical Drum Pumps

- 5:1 ratio fluid material transfer drum pumps suits 205 litre drums
- Flow rates of up to 19 L/min
- Teflon seals
- 1/4" NPT(f) air inlet
- 3/4" NPT(f) fluid outlet
- Heavy duty construction
- Ideal for repetitious, high performance manufacturing applications
- **7835-DTR** suitable for the transfer of high viscosity inks, glues, adhesives, epoxies, sealants and sound deadeners
- **7835-SDTR** as above but stainless steel and suitable for the transfer of higher viscosity fluids including detergents, anti-corrosion fluids, wood varnish and adhesives



PE-038

3/8" Air Operated Diaphragm Pump

- Maximum flow rates of up to 34 L/min
- 3/8" BSP(f) inlet and outlet ports
- Patented air valve will not stall at slow speeds
- New Max-Pass valving makes the pump ideal for the transfer of high viscosity, coagulating & abrasive fluids inclusive of solids up to 6.4mm OD
- Minimum and maximum air pressure of 20-120psi (1-8bar) respectively
- 1/4" NPT(f) air inlet
- Total dry lift of up to 5.2m
- Maximum operating temperature of 660mL
- Air supply inlet port of 1/4" NPT (f)
- Total dry lift of up to 5.2 metres



301A

Polypropylene Rotary Drum Pump

- Flow rates of up to 20 L/min
- Polypropylene, teflon and stainless steel construction offer excellent chemical resistance
- Unique, rotating 2 piece discharge spout assists fluid transfer
- Suitable for the transfer of herbicides, pesticides, chemicals, and mild detergents
- Suitable for 60L or 205L drums
- Lightweight at 2.3kg
- Aluminium-free, this pump is ideal for use in underground mines



401A

Ryton® Rotary Drum Pump

- Flow rates of up to 20 L/min
- Ryton® and stainless steel construction provides excellent chemical compatibility
- Rotary action facilitates quick and effortless fluid transfer
- Unique, rotating 2 piece discharge spout assists fluid transfer
- Suitable for 60L or 205L drums
- Suitable for the transfer of low viscosity chemicals, lacquers, AdBlue® and mild acids



801A

Stainless Steel Rotary Drum Pump

- Rotary action facilitates quick and effortless fluid transfer
- Compact and sturdy construction
- Wetted parts of 304 stainless steel, teflon and Ryton®
- Suitable for 60L or 205L drums
- Flow rates of up to 18 L/min or 0.3L per rotation
- Versatile and robust, will offer a long service life
- Suitable for the transfer of ammonia, ethyl acetate, methyl acetate, AdBlue® and nitric acid up to a 50% concentration



333120

3:1 Ratio Stainless Steel Tank Pump

- Flow rates up to 45 L/min
- Compatible with slightly corrosive, low viscosity fluids such as paint solvents, antifreeze (glycol), grease removers, alcohols, petrochemical products and anti-corrosion products
- Stainless steel, PTFE and viton construction
- Includes a height adjustable bung adaptor
- 3/8" BSP(f) air inlet
- 3/4" BSP(f) fluid outlet
- Suits 205L drums and bulk tanks
- **333121** as above but for 205L drums



331120

1:1 Ratio Stainless Steel Tank Pump


- Flow rates up to 38 L/min
- 1/4" BSP(f) air inlet
- 3/4" BSP(f) fluid outlet
- Stainless steel and viton construction
- Suitable for the transfer of low viscosity fluids including light inks, lacquer, paint, alcohol and solvents
- **331121** as above but for 205L drums



7216-4

Alemite 1:1 Ratio Chemical Transfer Drum Pump

- Flow rates of up to 56 L/min
- Steel, teflon and nylon construction
- 1/4" NPT(f) air inlet
- 1" NPT(f) material outlet
- Adjustable bung adaptor included
- Suits 205L drums
- 20L bulk tank version also available
- Suitable for the transfer of low viscosity fluids including cosmetics, synthetic resins, solvents, shortenings and low viscosity inks
- **7216-SS** as above but stainless steel



230

Polypropylene Syphon Drum Pump

- Plunger action syphon pump can deliver up to 20 L/min
- Constructed with a polypropylene pump head and a PTFE pick up tube
- Includes a 875mm pick up tube and a 1.2m delivery hose
- Adjustment knob on the top of the pump can be used to stop the pump from syphoning
- Extremely lightweight at 730g
- Suitable for the transfer of ammonia, ethyl acetate, methyl acetate and nitric acid up to a 50% concentration



733

Stainless Steel Drum Pump

- Delivers 500mL on the up stroke
- 316 stainless steel body, outlet spout and pick up tube and piston with adjustable PTFE seals
- Also features an adjustable outlet spout
- Suitable for the transfer of ammonia, ethyl acetate, methyl acetate, AdBlue® and nitric acid up to a 50% concentration



225

Polypropylene Syphon Drum Pump

- Delivers 500mL on the up stroke
- 316 stainless steel body, outlet spout and pick up tube and piston with adjustable PTFE seals
- Also features an adjustable outlet spout
- Suitable for use with petrol, diesel fuel, kerosene, thinners, nitric acid, toluene, hydrochloric acid, sulphuric acid acetic acid and water



950

Polypropylene Lever Action Drum Pump

- Delivers 330mL on the down stroke
- Polyethylene body, piston and valves with nitrile seals
- Robust - tested to over 2 million strokes
- Telescopic pick up tube makes the pump suitable for 60L or 205L drums
- Suitable for the transfer of pesticides, herbicides, mild acids and detergents
- 950V with viton seals also available for the transfer of more aggressive fluids



2006SS

Stainless Steel Drum Pump

- Delivers 0.25L per stroke
- 316 grade stainless steel parts with teflon seals
- Suitable for the transfer of acids and solvents including toluene and acetyl acid
- Pumps on the down stroke
- Suits 20L drum



925

Polypropylene Drum Pump

- Delivers 250mL on the down stroke
- Telescopic pick up tube makes it suitable for 60 or 205L drums
- Supplied inclusive of a non-drip swivelling delivery nozzle
- Suitable for the transfer of pesticides, herbicides, mild acids, alkalis and detergents
- 925V with viton seals also available for the transfer of more aggressive fluids

The **PE-038** 3/8" air operated diaphragm pump is supplied inclusive of the new Max-Pass valving system. The new valving system makes the pump suitable for the transfer of high viscosity and coagulating inks and adhesives inclusive of solids up to 9mm OD. Wetted parts of polypropylene, santoprene and EPDM make the **PE-038** suitable for use with a wide range of pumpable fluids.

The Max-Pass valving system increases suction lift capacity by 25% and the **PE-038** has 360° mounting capability. Other larger models are available for use with solids up to 19mm OD.



630010

Manual Plastic Nozzle

- Moulded body and seals make the nozzle suitable for use with water and some foods
- Flow rates of up to 80 L/min
- Inlet hose tail connection for 3/4" OD hose
- Equipped with lever protection and a removable trigger lock
- External spout diameter of 34mm
- Weight of 0.2kg
- Also suitable for the transfer of diesel fuel, unleaded petrol and oil



P-025-RG

1" Mechanical Display Oval Gear Flow Meter

- Suitable for metering & dispensing of AdBlue®, blending and batching of chemicals
- Flow range: 10-150 L/min
- Accurate to $\pm 0.5\%$ of reading
- Maximum pressure of 72psi (5bar)
- PPS (Ryton®) body and rotors
- Rate totaliser with all outputs



TM400

GPI 4" Water Meter

- Flow rates of up to 2,271 L/min
- Comes in spigot end fitting
- Accurate to $\pm 3.0\%$
- Operating temperature of 0°C to $+60^{\circ}\text{C}$
- Display features: Rate of Flow, Batch and Cumulative Totals and Field Calibration available
- Lithium battery life of 5 years
- Non-volatile totals mean amounts are retained when batteries are replaced or power is lost
- Meets Schedule 80 PVC specifications
- Ideal for water processing and irrigation applications



IM - SERIES

Insertion Flow Meter

- Suitable for water, a wide range of industrial chemicals compatible with 316 stainless steel & PVDF and other low viscosity liquids in pipes 1.5"-100"
- Suit pipe sizes 40-900mm (1.5" - 35")
- Pipe connection 1.5" or 2" BSPT
- Flow range 0.25 - 6,300 litres/sec
- Flow velocity range 0.3 - 10 metres/sec (1 - 33 feet/sec)
- Linearity typically $\pm 1.5\%$ with well-established flow profile
- Temperature range -40°C - $+150^{\circ}\text{C}$ (-40°F - $+300^{\circ}\text{F}$)

Did you know...

Chemical flow meters provide precise volumetric flow measurement of a broad range of clean water-based products and aggressive chemicals and is also suitable for most fuels, fuel oils and lubricating liquids. Applications include batching, dosing or packaging of various corrosive chemicals or as a more economical alternative to a complete 316 stainless steel meter for liquids such as Diesel Exhaust Fluid (AdBlue®).

Acids

Chemical flow meters are compatible with the following fluids:

- Mild or Strong Bases (Alkalies); such as Sodium Hydroxide (Lye), Potassium Hydroxide, or Sodium Carbonate (potash)
- Mild non-oxidising Acids; such as most organic acids (Acetic, Formic) or dilute Sulphuric or Phosphoric acids.
- Non-Halogenated and non-Aromatic Solvents such as Acetone or MEK (Methyl Ethyl Ketone)
- Should not be used with chemicals containing halogens (Chlorine, Fluorine) or Aromatic compounds (containing Benzene). e.g. Dichloromethane, Toluene, Chlorobenzene.

Features/Benefits

- High accuracy & repeatability, direct reading flowmeter
- No requirement for flow conditioning (straight pipe runs)
- Measures high & low viscosity liquids
- Quadrature pulse output option & bi-directional flow
- Integral 4-20mA output option
- Optional NMI Pattern Approval (Australia only)

Meter Selection

- PPS meters are used for non-aromatic/non-halogenated chemicals, water-based liquids, Diesel Exhaust Fluid and petroleum products including oils and grease, fuels and fuel oils.
- PPS meters with standard ceramic rotor pins are suitable for applications where stainless steel is not suited or permitted.
- Blind pulse meters are available with Reed Switch & Hall Effect outputs. Quadrature pulse & Integral 4-20mA outputs are optional.



TM050

GPI 1/2" Water Meter

- Flow rates of up to 38 L/min
- Comes in spigot end fitting
- Accurate to $\pm 3.0\%$
- Operating temperature of 0°C to $+60^{\circ}\text{C}$
- Display features: Rate of Flow, Batch & Cumulative Totals and Field Calibration
- Lithium battery life of 5 years
- Non-volatile totals mean amounts are retained when batteries are replaced or power is lost
- Meets Schedule 80 PVC specifications
- Ideal for water processing and irrigation applications



Air operated chemical transfer drum pump. Alemite USA's **7835-DTR** is the ideal drum pump for challenging industrial, repetitious and highly demanding applications. The fully divorced air motor design ensures that aggressive fluids being transferred cannot contaminate the air motor when air motor gland seals wear and the heavy duty 3" air motor maximises production up time and minimises costly component replacement.

The **7835-DTR** can be used to transfer, extrude or spray a wide variety of fluids, chemicals and solvents. The **7835-DTR** is a 5:1 ratio mild steel pump tube and teflon sealed drum pump.



332080N

Rotary AdBlue® Drum Pump

- Delivery rates of 380mL per rotation or up to 38 L/min
- Stainless steel and teflon construction ensures 100% compatibility with AdBlue®
- Lightweight at just 2.1kg
- Valving in the pump head facilitates self-priming with immediate and easy dispensing
- Supplied with 2.6m delivery hose, stainless steel spout and trisure drum bung adaptor
- Also suitable for pumping water and antifreeze
- Manufacturing tolerances with wear-resistant materials guarantee years of trouble-free operation



203010

240V AdBlue® Transfer Tank Pump

- 240V AdBlue® transfer pump
- Maximum flow rate of 34 L/min
- 3/4" hose tail connections
- On/off switch
- Weight of 7kg
- 2m cable with socket
- 1,450rpm and 400 watt



204000

12V AdBlue® Transfer Tank Pump

- Piusi 12V AdBlue® transfer pump
- Maximum flow rate of 36 L/min
- 3/4" hose tail connections
- On/off switch
- Weight of 4kg
- 2m cable with socket
- Suitable for the transfer or dispensing of Urea



NDP-15FPS

1/2" AdBlue® Transfer Diaphragm Tank Pump

- Suitable for the transfer of waste oils, waste water, oil, pesticides and herbicides
- Maximum flow rates of 45 L/min
- Maximum delivery per cycle of 70mL
- Dimensions of 297mm (W) x 220mm (H) x 180mm (D)
- 1/2" BSP(f) fluid inlet
- 1/4" BSP(f) air inlet
- 1/2" BSP(f) fluid outlet
- Polypropylene body and Santoprene diaphragms
- Weight of just 3.5kg



407011

AdBlue® Electronic Meter

- Turbine type meter with a reinforced polyamide body and polypropylene turbine
- Accurate between flow rates of 5 L/min to 100 L/min
- Accurate to $\pm 1.0\%$
- Field calibration of the meter is possible
- 1" BSP(m) inlet and outlet ports
- Flow rate analysis function included as standard
- Maximum working pressure of 145psi (10bar)
- Suitable for use with AdBlue®

The Alemlube AdBlue® dispensing solutions equipment range is extensive and includes equipment choices so that dispensing systems can be tailored to suit individual needs. Pumps include manual, electrical and air operated nozzles, either manual or auto shut-off, a 205 litre drum kit with 35 L/min electric pump and manual nozzle and one with automatic nozzle and digital meter, various IBC storage & dispensing kits with and without hose reels and a 240V AdBlue® bowser box.

For the reliable and efficient transfer and metering of AdBlue® to keep your fleet running clean and green you can depend on the top quality range of AdBlue® dispensing solutions from Alemlube.



SB325

AdBlue® Automatic Shut Off Nozzle

- Flow rates of up to 35 L/min
- 3/4" BSP(m) inlet thread
- 19mm spout diameter
- Light (0.7kg)
- Ergonomic & easy to handle
- Heavy duty industrial quality

101000

AdBlue® IBC Storage & Dispensing Kit with Meter

- Heavy duty self priming membrane pump and manual nozzle
- 6m delivery hose
- Includes a 1.5m suction hose pump to IBC mounting adaptor
- Self contained on a stainless steel mounting bracket with nozzle holster, the kit is easily moved from one IBC to another
- Flow rates of up to 32 L/min
- Pump duty cycle of 20 minutes on/off
- IBC not included
- **101020** Pro version with automatic nozzle and digital meter also available



201220

240V AdBlue® IBC Dispensing Kit

- Heavy duty self priming membrane pump and manual nozzle
- 6m delivery hose
- Includes a 1.5m suction hose pump to IBC mounting adaptor
- Self contained on a stainless steel mounting bracket with nozzle holster, the kit is easily moved from one IBC to another
- Flow rates of up to 32 L/min
- Pump duty cycle of 20 minutes on/off
- IBC not included
- **201210** Pro version with automatic nozzle and digital meter also available



201351

240V 205L AdBlue® Drum Transfer Kit

- Flow rates of up to 32 L/min
- Stainless steel base easily attaches to 205L drums
- 3/4" hose tail connections
- Kit includes a heavy duty pump, manual nozzle, 4 metre delivery hose & 1.5m suction hose
- Weight of 15kg
- Drum not included
- **201341** as above but with automatic nozzle and digital meter



205000

AdBlue® IBC 2:1 Ratio Air Operated Pump

- 2:1 compression ratio
- Delivery rates of up to 50 L/min
- 42mm diameter suction connection
- Air consumption of 200-250 L/min
- Air inlet connection: 1/4" (f)
- Suction connection: 1" (f)
- Outlet connection: 3/4" (m)
- Supplied with a bung adaptor & 60L/205L downtube
- Can also be used to transfer diesel fuel, oil, antifreeze, windshield fluid and water based fluids



201110

12V AdBlue® Portable Transfer Kit

- Flow rates of up to 35 L/min
- Pump duty cycle of 20 minutes on/off
- 2m battery cable, battery connection clamps and manual plastic nozzle
- 1.5m 3/4" diameter suction hose with foot valve
- 6m 3/4" diameter delivery hose
- Suitable for the transfer or dispensing of AdBlue®
- Weight of 8kg



SB325M

AdBlue® Automatic Nozzle with Built-In Meter

- Flow rates of up to 35 L/min
- Operating pressure of 50psi (3.5 bar)
- 3/4" hose tail inlet
- 19mm spout diameter
- Light (1.0kg), ergonomic & easy to handle
- Automatic shut off
- Batches of up to 9,999L
- 5 digit partial display & totaliser
- Resettable total and calibration available
- Low battery icon



750040

1" Fuel Hose Reel

- Latest hydraulic system design principles result in reduced pressure loss even for high flow pumps
- Maximum operating pressure of up to 145psi (10bar)
- Covered latch mechanism protects against accidental contact with your hands
- Adjustable arms for ease of positioning as required
- Supplied with 10m x 3/4" fuel delivery hose and hose stop complete with swivel and elbow



201311

AdBlue® IBC Kit with Diaphragm Pump

- Consists of a 1,000L IBC, 1/2" air operated diaphragm pump, hose reel, meter and nozzle
- Pump delivery rates of up to 45 L/min
- Flexible hose connects the diaphragm pump to the hose reel
- Hose reel supplied with 8m x 3/4" EPDM hose, swivel and hose tail fitting



201211

AdBlue® IBC Transfer Kit with Electric Pump

- Consists of a 240V AdBlue® pump, hose reel, meter, and auto shut off nozzle
- Pump delivery rates of up to 32 L/min
- Hose reel supplied with 8m x 3/4" EPDM hose and nozzle holster
- Duty cycle of 20 minutes on, 20 minutes off
- ** IBC not included*



201411

AdBlue® IBC Transfer Kit with Stub Pump

- Consists of a 1,000L IBC, 2:1 ratio air operated stub pump, hose reel, meter and nozzle
- Pump delivery rates of up to 50 L/min
- Flexible hose connects the stub pump to the IBC tank valve
- Hose reel supplied with 15m x 3/4" EPDM hose, swivel and hose tail fitting

LOCKABLE

AdBlue® Storage & Dispensing Kits

- Single skin container constructed from polyethylene approved for AdBlue®
- Moulded recesses for strapping during transport
- Integral nozzle holster, breather valve and forklift lift points
- Large filling aperture with screw cap
- Integral carry handles aids handling and transport
- Self-priming 12V electric diaphragm pump delivers up to 32 L/min
- 4m delivery hose
- Lockable lid (lock supplied on 125L and 200L sizes)

Product No.	Product Description	Nozzle Type
101125	125L	Manual
101200	200L	Manual
101430	430L	Manual
101600	600L	Manual



201960

240V AdBlue® Bowser

- Maximum flow rates of up to 32 L/min
- Meter accurate to $\pm 1\%$
- AC: 1450rpm
- 400W pump
- Automatic shut off nozzle
- 4m delivery hose
- Approximate weight of 25kg
- Lockable cabinet minimises unauthorised usage



AB80005

AdBlue® IBC 240V Dispensing Kit

- 240V AC pump
- Flow rates of up to 28 L/min
- Polypropylene pump housing, EPDM diaphragm, Viton seals
- Stainless steel mounting base fits IBC containers
- Automatic stainless steel nozzle
- In-line digital meter
- 1.5m x 3/4" ID suction hose
- 6m x 3/4" ID delivery hose
- Pump also suitable for the transfer of organic acids, detergents and a variety of water soluble inorganic chemicals



1
YEAR
WARRANTY



AB80010

AdBlue® IBC 240V Dispensing Kit

- 240V AC pump
- Flow rates of up to 28 L/min
- Polypropylene pump housing, EPDM diaphragm, Viton seals
- Stainless steel mounting base fits IBC containers
- Plastic manual nozzle
- In-line digital meter
- 1.5m x 3/4" ID suction hose
- 6m x 3/4" ID delivery hose
- Pump also suitable for the transfer of organic acids, detergents and a variety of water soluble inorganic chemicals

1
YEAR
WARRANTY

AB80040

AdBlue® Auto Shut Off Nozzle

- Automatic shut off operation
- Strong stainless steel housing
- Flow rates of up to 70 L/min
- 3/4" BSP inlet
- 13/16" spout diameter
- Supplied complete with a swivel adaptor



1
YEAR
WARRANTY



1
YEAR
WARRANTY

AB80045

AdBlue® Manual Nozzle

- Manual operation
- ABS housing
- Flow rates of up to 80 L/min
- 3/4" BSP inlet
- 13/16" spout diameter

AB80055

AdBlue® Rotary Hand Operated Drum Pump

- Flow rates of up to 18 L/min
- Delivery of 0.3L per rotation
- Suits 60L and 205L drums
- Supplied complete with 3m delivery hose, stainless steel spout, 2" BSP and Trisure drum bung adaptors
- Weight of 2.3kg
- Also suitable for pumping water



1
YEAR
WARRANTY

147610

AdBlue® Manual Nozzle

- Highly efficient with low flow resistance
- Flow rates of up to 80 L/min
- Features include lever protection and a removable trigger lock
- 3/4" hose tail inlet
- Maximum operating pressure of 49psi (3.4 bar)



AB80050

AdBlue® Electronic Meter

- Flow rates of up to 100 L/min
- Operating pressures of up to 290psi (20bar)
- Accurate to $\pm 1.0\%$
- 1" BSP inlet and outlet connections
- Capable of calibration
- Electronic card with LCD display
- Display can be rotated to 4 different positions




1
YEAR
WARRANTY

AdBlue® is a non-toxic urea solution used to chemically reduce NOx (Nitrous Oxides) - emission from heavy duty diesel powered vehicles. It is neither explosive nor harmful to the environment and is classified under the minimum-risk category of transportable fluids.

AdBlue® is stored in a separate tank in the vehicle and the fluid is precisely injected into the engine's hot exhaust manifold, where the gases in the presence of a catalytic converter. The oxides formed at combustion are converted into harmless elementary nitrogen and water. This method is known as Selective Catalytic Reduction (SCR).

▶ LUBRICATION SYSTEMS



CHASSIS LUBRICATION



Beka-Max Chassis Kits

Chassis kits are designed for road transport - truck chassis, trailers and garbage trucks

The typical chassis kit comprises of the following components:

- **Beka-Max EP-1** pump with on board timer and 1.9kg reservoir, 12vdc or 24vdc
- Pump mounting bracket
- MX-F divider valves, designed, assembled and tested for the particular application
- 8.3mm OD grease filled main line hose
- Reusable hose ends
- 6mm grease filled tube bearing lines
- Bearing connection fittings and adaptors
- Spiral wrapping, cable ties and nuts & bolts
- Circuit diagram and parts list

Chassis Lubrication

Designed to provide regular and precise lubrication while the vehicle is on the move, the Beka-Max system saves time and protects vital bearings and pins. The system is based on a robust pump coupled with a progressive divider valve distribution system.

System Features

- 12V or 24V DC pump stations with integral cycle timer, with adjustment for run time and off time
- Designed for use with heavy duty NGLI2 greases
- High pressure operation of up to 280bar forces lubricant into heavily loaded bearings
- Large complicated machines and trailers can be lubricated as successfully as small cab/chassis systems
- The progressive valve circuit provides instant feedback on system status - blocked bearings are detectable at the pumpstation relief valve
- Robust high pressure installation tubes and fittings

Options

- Brake operated pump station for trailers
- High pressure couplings for trailers
- Reservoir sizes 2kg, 4kg and 8kg
- Reservoir low level switch

Beka-Max Pump Specifications

Type:	Electric drive radial piston
Delivery:	1.8cc/min
Operating pressure:	280bar
Lubricant type:	Grease up to NGLI2
Outlet:	6mm tube
Timer:	Integral in motor housing
Current draw:	1 amp at 24VDC
Part Number 12VDC	214721511
Part Number 24VDC	214711511

BMX-F Divider Valves

Type:	Stackable
Operating pressure:	300bar
Number of outlets:	1 to 20
Output per section:	25 to 105mm
Inlet:	M10 x 1
Outlet:	6mm tube



BMX-F
Divider Valve

Hammer Lube

Suitable for lubricating the single grease point on hydraulic hammers

Delivery:	Adjustable 0.19 to 1.8cc/min
Part Number 24VDC:	2152024125

BEKA-MAX LUBRICATION KIT

Beka-Max lubrication kits have been developed to take the hard work out of designing and installing automatic lubrication systems on both on-the-road equipment such as trucks and trailers and on construction machines such as wheel loaders and excavators. Alemlube supplies as much as we can to complete the installation.



EP1 - 1.9kg



EP1 - 4kg



EP1 - 8kg



PICO-1.2kg

Beka-Max Construction Machine Kits

The construction machine kit is heavier duty than the chassis kit, containing a larger reservoir and does not use any tube, only hose.

The typical construction machine kit comprises of the following components:

- **Beka-Max EP-1** pump with on board timer and 4kg reservoir, 12vdc or 24vdc
- 150 micron remote fill point strainer
- MX-F divider valves, all with check valves, designed, assembled and tested for the particular application
- 8.3mm OD grease filled hose for main lines and bearing lines
- Reusable hose ends
- Bearing connection fittings and adaptors
- Spiral wrapping, cable ties and nuts & bolts
- Circuit diagram and parts list



SYSTEM CONTROLLERS EDP Controller

Controls progressive and injector type systems with cycle switch, pressure switch and low level inputs. Compact size with LCD count down display and touch pad interface.

Product No.	Product Description
6012030	24vdc
6012031	110vac/240vac



TRITON III Beka EP-1 Pump Built Into Rugged Fabricated Reservoir

- Fabricated tank work with bottom mounted EP-1 pump
- Flow rate from 1.8cc to 7.65cc/min
- Operating pressure up to 280bar
- No overflow – environmentally friendly
- Standard auto fill shut off valve
- With breather and relief valve fitted to the top of the reservoir
- With high performance fill point filter
- Low level sensor
- With choice of troniX1 or EP-tronic controller or cab mounted controller



Automatic Lubrication Systems reduce maintenance time by utilising small amounts of fresh lubricant that are added every hour of operation, ensuring that contaminants are kept well clear of bearings and other key components thanks to a collar of fresh grease. In this way, wear and tear is kept to an absolute minimum and mechanical components can achieve their maximum life.

On top of that, equipment can be kept in production longer, saving precious maintenance resources for more important jobs. In addition, the Beka Max progressive distribution system ensures that if any point on the chassis does not accept grease, the pump will give a visual alarm. Lubrication is automated, resulting in less downtime, more productivity and better resale.

▶ PROGRESSIVE SYSTEM VALVES & ACCESSORIES


Trabon Progressive Divider Valves set the standard for oil and grease Lubrications Systems. The heart of the progressive system is the divider valve which provides positive indication of lubricant flow. Lubricant cannot bypass locked lines or take the path of least resistance, ensuring that all connected points receive their correct amount. A unique progressive circuit design requires each outlet to receive its metered quantity before the next outlet is selected. A blockage anywhere in the system is detected by the pressure rise it causes. Cycle switches and performance indicators can be installed to provide direct monitoring of lubricant flow and pressure within the circuit.



MXP



MJ



MX



MSP

Trabon Divider Valves

Model:	Style	Operating Pressure	No. of Outlets	Output per section	Inlet	Outlets
MD	one piece	3,000 psi	2, 4 or 6	0.01 to 0.04 ci	1/8" NPT	1/8" NPT
MJ	stackable	2,000 psi	1 to 16	0.005 to 0.03 ci	1/8" NPT	1/8" NPT
MSP	fully modular	3,500 psi	1 to 16	0.005 to 0.08 ci	1/4" NPT	1/8" NPT
MH	fully modular	7,500 psi	1 to 16	0.006 to 0.06 ci	1/4" NPT	1/8" NPT
MX	stackable	3,000 psi	1 to 20	0.025 to 0.30 ci	3/8" NPT	1/4" NPT
MXP	fully modular	3,000 psi	1 to 20	0.025 to 0.30 ci	3/8" NPT	1/4" NPT



Automatic Relief Indicators

1/8" NPT for MSP, MJ, MXP
In range of 750psi to 3,000 psi



Automatic Relief Indicators with Memory

1/8" NPT for MSP, MJ, MXP
In range of 500 psi to 3,000 psi

▶ PROGRESSIVE SYSTEM PUMPS

Pumps designed for progressive systems are robust. Pump sizes vary for system requirements. Positive displacement pumps with a large range of options are available.

Pneumatic Pumps

Model	Ratio	SA or DA	Output/Stroke (cm ³)	Oil or Grease	Style	Reservoir Capacity
E Series	20:1	both	0.492	either	Modular	1.9 to 9.5lt 2.7 to 9kg
AL-5	30:1	both	0.164-0.492	either	Modular	2.8 to 9.5lt 2.7 to 9kg
AL-25	30:1	both	0.492-1.966	either	Modular	2.8 to 9.5lt 2.7 to 9kg
AL-50	30:1	both	0.983-3.933	either	Modular	2.8 to 9.5lt 2.7 to 9kg
MSA-10	30:1	both	0.492-1.966	either	Bulk Supply	1/4" NPT
MSA-100	25:1	both	6.566-13.112	either	Bulk Supply	1/4" NPT
RAM	50:1	reciprocating	kg/min	grease	Drum	20kg or 180kg

Hydraulic Pumps

Model	Ratio	SA or DA	Output/Stroke (cm ³)	Oil or Grease	Style	Reservoir Capacity
HLJ-5	5.5:1	double	0.164-0.492	either	Modular	2.8 to 9.5lt 2.7 to 9kg
HLJ-25	5.5:1	double	0.492-1.966	either	Modular	2.8 to 9.5lt 2.7 to 9kg
HLJ-100	3:5:1	double	0.983-3.933	either	Modular	2.8 to 9.5lt 2.7 to 9kg
62048HYD	50:1	double	kg/min	grease	Drum	20kg or 180kg

Electric Pumps

Model	Output	Oil or Grease	Style	Reservoir Capacity
E0-1	200cc/min	oil	Tank mounted	3.7lt
Meterflo	147 to 1920cc/min	oil	Bulk supply	
aster	0.164 to 0.82cc/stroke	either	Modular	2.8 to 9.5lt 2.7 to 9kg

Mechanical Pumps

Model:	Output/Stroke (cm ³)	Max. strokes/min	Style	Reservoir Capacity
RMLS	0.08-0.2	25 grease 50 oil	Remote	2.8 to 9.5lt 2.7 to 9kg

► DUAL LINE SYSTEMS



FX3 ELECTRIC PUMPS Dual Line Systems

- Heavy duty 415V dual line pump station
- Reservoir size: 10 to 100kg
- Output volume: 200 cm³/min or 400 cm³/min
- Maximum working pressure: 400bar



5057004 Hydraulic Reversing Valve

For smaller systems or where no power is available. Operated by hand
Type: Oscillating handle
Operating pressure: 30 to 300bar (adjustable on built-in reverser)
Reservoir: 5kg
Lubricant type: Grease to NGLI2
Outlets: 3/8" BSP



REVERSING VALVES Air Operated

This is a high flow, high pressure reversing valve for large systems or where very high pressure is required
Operating pressure: 500bar (maximum)
Grease ports: 1/2" BSP
Air inlet port: 1/8" BSP

Product No.	Voltage
5057006	24vdc
5057007	110 vac
5057008	240 vac



MODULAR DUAL LINE VALVES DLF Series Specifications

Construction: Fully modular
Material: Zinc plated steel
Maximum working pressure: 400bar
Lubricant type: Oil or grease to NGLI3
Displacement:
 DLF 3 0.25 to 3.0 cm³
 DLF 12 1.5 to 12 cm³
Working temp (Buna-N 'O' rings): 90°C
Inlet: 3/8" BSP
Outlets: 1/4" BSP



INLINE FILTERS Oil & Grease

Inline strainer for grease and oil lubrication systems. Clean lubricant means fewer lubrication system and bearing problems
Type: Inline replaceable/cleanable mesh element
Operating pressure: 400bar (maximum)
Air inlet port: 1/8" BSP

Product No.	Product Description
7076039	Grease filter 150 microns
7076035	Oil filter 25 microns



502000 Manual Dual Line Pump

For smaller systems or where no power is available. Operated by hand
Type: Oscillating handle
Operating pressure: 30 to 300bar (adjustable on built-in reverser)
Reservoir: 5kg
Lubricant type: Grease to NGLI2
Outlets: 3/8" BSP



The **Beka Max EP-1** pump with 24VDC operating voltage and integrated timer makes a perfect pump station for industrial applications as well as mobile ones. The Beka Max power supply takes 240VAC and provides 24VDC for the pump.

A divider can also be mounted inside the cabinet to create a fully self contained system which can be assembled and tested off site before installation. Systems can be supplied with the basic TroniX1 controller, with the fully monitored EP-Tronic controller (with low level control) or without any controller so that the pump control and alarms can be integrated into the site PLC system.

CHAINS AND CONVEYORS



JACO SPRAY SYSTEMS 101-000 SPRAY GUN

This is the simplest of all Spray Systems for fast moving chains. No pump is required, the 101-000 works on siphon principle and can lift oils up to 1.5m. Oil and air flow is adjustable on the gun.

Oil viscosity	Oil flow rate	Air pressure
up to 330cst	6.5cc/sec	3-5 bar



OPCO SPRAY SYSTEMS OPCO OP-139

A complete kit for Chain Oil Lubrication. A pneumatic multi-outlet pump can lubricate up to 12 points simultaneously to precisely lubricate large power and conveyor chains. Comes complete with proximity switch, air solenoid valve and installation fittings.

Reservoir size:	5 US gal
Pump output:	0.08 cm ³ per outlet
No. of outlets:	1 to 12
Oil viscosity:	50-300 cst
Spray type:	Solid shot
Cycle rate:	Up to 180 cpm

Actuation is by PLC or separate electronic timer.




JACO SPRAY SYSTEMS One Shot System

One Shot Systems use mini pneumatic pumps which cycle rapidly to enable precision lubrication of chain pins and links without over-spray or dripping on the rest of the chain. Cycle rates up to 120 per minute are possible. One pump is required per application point.

Model	Type	Output per shot
Type A Kit	Solid shot nozzle	0-0.3 cm ³
Type B Kit	Oil/air nozzle	0-0.3 cm ³
Type C Kit	Oil/air nozzle	0-1.2 cm ³

The pumps are operated by a 3-way pneumatic valve that can be mechanically or electrically actuated. Proximity switches and timers are available.



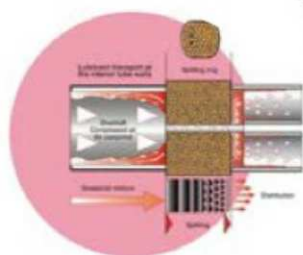
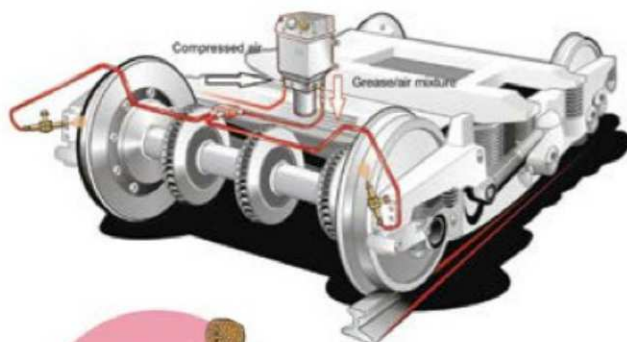
OPCO SPRAY SYSTEMS OPCO OP-201

A unique system for greasing sealed trolley wheel bearings or conveyor wheels. Grease couplers locate and follow each wheel for a short distance, injecting a measured dose of grease into the grease nipple before returning for the next one. Left and right hand versions handle each side of the conveyor.

Details of the conveyor chain/trolley type and speeds must be specified.

Control is by PLC or separate electronic timer.

BAIER & KOPPEL FLUILUB WHEEL FLANGE LUBRICATION



FluiLub Wheel Flange Lubrication

FluiLub wheel flange lubrication is an innovative rail wheel flange lubrication system which reduces the wear of rail and wheel as well as providing a reduction in curve noise.

Main benefits:

- Reduction of drive power by 5%-15%
- Reduced wheel flange wear by up to 50%
- Reduction in curve noise

Features:

- Applies an extremely thin film of lubricant to the wheel flange
- No mess or contamination due to over lubrication
- Uses very low volumes of lubricant
- Control by distance, by time or by curve sensing
- No moving parts except for the pump
- Low installation cost
- Low maintenance

Technical:

The successful wheel flange lubrication system can apply a very thin lubricant film to the wheel which will be so thin that it will not run, drip or fling off due to the high accelerative forces of the wheels' rotation.

INSTALLATION & COMPONENTS



Hoses and Tubes

Product No.	Product Description
5070025	Copper tube 6 x 1mm empty
100120100	Polyamide tube 6 x 1.5mm grease filled
100120101	Polyamide tube 6 x 1.5mm empty
100120200	8.3mm hose 840 bar burst - grease filled
100120201	8.3mm hose 840 bar burst - empty
100120205	8.3mm hose 840 bar burst - grease filled - spiral



These hosetails terminate in a 6mm steel tube stud, allowing all the standard 6mm compression fittings to be used. One sleeve is required for each tube stud.

Reusable Hosetails for 8.3mm Hose

Product No.	Product Description
100121200	Hose end sleeve 8.3mm hose
100121201	Hose end stud - straight
100121202	Hose end stud - 90° short
100121203	Hose end stud - 90° long
100121206	Hose end stud - 45°
BT0544	JIC hose end 8.3mm hose - straight
BT0566	JIC hose end 8.3mm hose - 90°
BT0544SS	JIC hose end 8.3mm hose - straight SS



6mm Compression Fittings

Product No.	Product Description
04012200406	Elbow 6mm tube to M6 x 1
04012200506	Elbow 6mm tube to M8 x 1
04012200306	Elbow 6mm tube to M10 x 1
04012200606	Elbow 6mm tube to 1/8" BSP
04012000406	Straight 6mm tube to M6 x 1
04012000506	Straight 6mm tube to M8 x 1
04012000306	Straight 6mm tube to M10 x 1
04012000606	Straight 6mm tube to 1/8" BSP

Adaptor Fittings

Product No.	Product Description
04011600106	Adaptor M8/1 Male x M10/1 Female (21mm)
04011600206	Adaptor M10/1 Male x M10/1 Female (21mm)
04011600306	Adaptor 1/8 BSP Male x M10/1 Female (18mm)
04011600506	Adaptor M6/1 Male x M10/1 Female (24mm)
04011600606	Adaptor M10/1 Male x M10/1 Female (50mm)
04011600706	Adaptor M10/1 Male x M10/1 Female (35mm)
04011600806	Adaptor M8/1 Male x M8/1 Female (35mm)
04011601006	Adaptor 1/4 BSP Male x M10/1 Female (35mm)
04011601206	Adaptor 1/4 BSP Male x M10/1 Female (26mm)
04011601306	Adaptor 1/4 UNEF Male x M10/1 Female (24mm)
04011601406	Adaptor 1/4 UNF Male x M10/1 Female (24mm)

Zinc-plated steel fittings suitable for the above tubes/hose

Adaptor Fittings

Product No.	Product Description
100210080	Elbow M10/1 Male x M8/1 Female 45°
100210085	Elbow M8/1 Male x M8/1 Female 45°
100210090	Elbow M8/1.25 Male x M8/1 Female 45°
100210095	Elbow M6/1 Male x M8/1 Female 45°
100210010	Elbow M6/1 Male x M10/1 Female 90°
100210020	Elbow M8/1 Male x M10/1 Female 90°
100210030	Elbow 10/1 Male / Female 90°
100210105	Elbow 1/8 BSP Male x M10/1 Female 90°
100210032	Elbow 1/4 UNF Male x M10/1 Female 90°
FAZ03552-00	Bulkhead Grease Nipple (connects to 6mm tube)

Grease Injectors

The **Beka BL-1 injectors** are made in Germany and are fully interchangeable and compatible with other grease injectors found on many mining and construction machines. Coated in corrosion resistant nickel/zinc and with brass adjustment bridges the BL-1 injectors are rugged and reliable.

The BL-1 injectors can also be fitted with coloured adjustment rings which enable easy repeatable adjustment, and easy identification of the adjusted grease volume.

Features:

- Minimum working pressure of 2,000psi
- Maximum working pressure of 3,500psi
- Recommended working pressure of 2,500psi
- Lubricant output of 0.2cc to 1.2cc per stroke



Product No.	Product Description	Volume
F4125/51-0001	BL-1 metering disc - red	0.50cc
F4125/51-0002	BL-1 metering disc - silver	0.75cc
F4125/51-0003	BL-1 metering disc - gold	1.00cc
F4125/51-0004	BL-1 metering disc - green	1.20cc

Product No.	Product Description
41250080021	BL-1 replacement
41250081221	BL-1 single bank
41250082221	BL-1 two bank injector
41250083221	BL-1 three bank injector
41250084221	BL-1 four bank injector
41250085221	BL-1 five bank injector
41250086221	BL-1 six bank injector
1004010285	BL-1 injector vinyl cap



WASTE OIL, DIAPHRAGM
PUMPS & SPILL CONTAINMENT



372400

Mobile Waste Oil Drainer

- Premium quality and European engineering
- Drain bowl capacity of 20L
- Holding tank capacity of 100L
- Maximum working height of 2,000mm
- Minimum working height of 1,400mm
- Unique specially molded tray can be used to hold bolts, filters and washers
- Heavy duty, large and swivelling (front only) castors facilitate maximum unit mobility
- Unique and adjustable off-centre catchment bowl assists in vehicle waste fluid collection
- Collected vehicle waste fluids can be pressurised or pumped out of the 100L capacity holding tank



372000

Mobile Waste Oil Drainer & Extractor

- Drains and/or extracts waste oil from cars and light commercial vehicles
- Drain bowl capacity of 20L
- Holding tank capacity of 100L
- Clear viewing inspection bowl capacity of 8L
- Maximum working height of 2,000mm
- Minimum working height of 1,600mm
- Suction hose includes a rubber grip and a non-drip cap



30091

Mobile Waste Oil Extractor

- Extracts and captures waste oil from crankcases, transmissions and differentials
- Clear inspection chamber capacity of 12L
- Holding tank capacity of 80L
- Chamber depressurisation time of 25 seconds
- Suction speed of 6.5 L/min
- Suction hose specification of 1/2" x 2,000mm
- Draining hose length of 1" x 2,000mm
- Draining pressure of 14psi (1bar)
- 1/4" air inlet connection
- 12 month warranty
- **30090** as above but without clear inspection chamber



30080

Mobile Waste Oil Drainer

- Transfers and captures waste oil from crankcases, transmissions and differentials
- Holding tank capacity of 80L
- Height adjustable waste oil reservoir
- Holding tank emptied with the aid of air pressure
- Equipped with a pneumatic safety relief valve calibrated at 14psi (1bar)
- Catchment bowl capacity of 20L
- 12 month warranty



30101

Mobile Waste Oil Extractor/Drainer

- Transfers and captures waste oil from crankcases, transmissions and differentials
- Holding tank capacity of 80L
- Height adjustable waste oil reservoir
- Holding tank emptied with the aid of air pressure
- Suction speed rate of 6.5 L/min
- 12 month warranty



371600

Mobile Waste Oil Drainer

- Air operated vacuum pump extracts waste oil from cars, tractors and light commercial vehicles
- 24L tank capacity with side level gauge
- Can be used disconnected from the air supply, once the vacuum inside its tank is created
- Includes suction probes and connectors and a 2m suction hose with rubber handle



42068N

Mobile Truck and Bus Waste Oil Drainer

- Holding tank capacity of 68L
- Dimensions of 1,200mm x 645mm x 200mm
- Handle length of 860mm
- Drain plug and steel grates included
- Sturdy steel construction with corrosion resistant paint finish
- Ideal for busy truck workshops



NDP-20BAH 3/4" Air Operated Diaphragm Pump

- Maximum flow rates of 100 L/min
- 3/4" BSP(f) inlet and outlet ports
- Aluminium body and hytrel diaphragms
- Also suitable for the transfer of diesel fuel, gear oil, engine oil, antifreeze and waste water
- Maximum delivery per cycle of 350mL
- Lightweight at 9kg
- Mounting hole layout of 140mm x 195mm
- Dimensions of 249mm (W) x 319mm (H) x 180mm (D)



NDP-25BAH 1" Air Operated Diaphragm Pump

- Aluminium body and hytrel diaphragms
- 1" BSP(f) inlet and outlet ports
- Flow rates of up to 160 L/min
- Optimal stroke length maximises diaphragm life and performance with minimal downtime and maintenance costs
- Teflon and stainless steel models also available
- Also suitable for the transfer of diesel fuel, gear oil, engine oil, brake fluid, and antifreeze



41006 Manual Waste Oil Extractor

- Portable and lightweight with a reservoir capacity of 6.5L
- Ideal for extracting waste oil from motor vehicles, motor bikes, marine engines, lawn mowers and stationary engines
- Can also be used for salt water (bilge) and water
- Complete with probe kit to suit various dipsticks



41020N Stationary Waste Oil Drainer

- 1,900mm maximum working height
- 1,200mm minimum working height
- Special bung adaptor for emptying oil into bulk waste oil tanks included
- 20L capacity moulded polypropylene drain bowl is easily removed when emptying is required

Diaphragm pumps transfer liquids using two diaphragms fixed to both ends of a centre rod. The rod is actuated by air pressure.

Four simple ball valves or in certain applications, flapper valves, are used to control the circuit. Compressed air enters air chamber A, moving the center rod to the right, forcing liquid out of liquid chamber A, while at the same time drawing liquid into liquid chamber B. When the centre rod is fully to the right, the pneumatic logic system switches the supply of air from air chamber A to air chamber B.

The centre rod then moves to the left, forcing out the liquid from liquid chamber B, while at the same time drawing liquid into liquid chamber A. Through the repetition of this action a constant flow of liquid is achieved.



NDP-15FPH 1/2" Air Operated Diaphragm Pump

- Maximum flow rates of 45 L/min
- Maximum delivery per cycle of 70mL
- Polypropylene body and hytrel diaphragms
- 1/2" BSP(f) fluid inlet
- 1/4" BSP(f) air inlet
- 1/2" BSP(f) fluid outlet
- Rugged bolted construction eliminates leaks
- Also suitable for the transfer of waste water, fuel, oil and some pesticides and herbicides
- Stainless steel, viton and aluminium models also available


DP70015
EL Series 1/2" Air Operated Diaphragm Pump

- Flow rates of up to 48 L/min
- Maximum working pressure of 120psi (8bar)
- Maximum delivery per cycle of 120mL
- Maximum air consumption of 400 L/min
- Maximum solid diameter of 2mm
- 1/2" BSP(f) fluid inlet and outlet
- 1/2" BSP(f) air inlet
- Body: Aluminium
- Diaphragm: UPE
- Ball Valve: Teflon
- Ball Cover: Aluminium
- Dimensions of 206mm (W) x 170mm (D) x 251mm (H)


DP70020
EL Series 3/4" Air Operated Diaphragm Pump

- Flow rates of up to 90 L/min
- Max. working pressure of 120psi (8bar)
- Max. delivery per cycle of 225mL
- Max. air consumption of 540 L/min
- Max. solid diameter of 2.4mm
- 3/4" BSP(f) fluid inlet and outlet
- 1/4" BSP(f) air inlet
- Weight of just 8kg
- Dimensions of 228mm (W) x 202mm (D) x 306mm (H)


DP70040
EL Series 1-1/2" Air Operated Diaphragm Pump

- Flow rates of up to 340 L/min
- Max. working pressure of 120psi (8bar)
- Max. delivery per cycle of 1.45L
- Max. air consumption of 2,400 L/min
- Max. solid diameter of 6mm
- 1-1/2" BSP(f) fluid inlet and outlet
- 1/2" BSP(f) air inlet
- Weight of just 16kg
- Dimensions of 368mm (W) x 266mm (D) x 436mm (H)


DP70050
EL Series 2" Air Operated Diaphragm Pump

- Flow rates of up to 580 L/min
- Max. working pressure of 120psi (8bar)
- Max. delivery per cycle of 2.5L
- Max. air consumption of 3,600 L/min
- Max. solid diameter of 8mm
- 2" BSP(f) fluid inlet and outlet
- 1/2" BSP(f) air inlet
- Weight of just 28kg
- Dimensions of 415mm (W) x 332mm (D) x 531mm (H)


41009
205L Drum Top Pan

- Easily fits most standard sized 205L drums
- Durable, non-corrosive and chemical resistant polyethylene construction
- Stainless steel strainer protects against foreign particle contamination
- Works with most hand & air operated drum pumps
- OH&S friendly helping to avoid the risk of slip & fall accidents
- Suitable for use with oil, diesel, petrol, kerosene, water and all fluids compatible with polyethylene


NDP-50BAH
2" Air Operated Diaphragm Pump

- Aluminium body and hytel seals
- 2" BSP(f) fluid inlet and outlet ports
- Maximum flow rates of 630 L/min
- Maximum delivery per cycle of 4,300mL
- Mounting hole layout of 250mm x 288mm
- Unique pilot valve is maintenance free within cumbersome circlips or O-rings to replace or repair
- Also suitable for the transfer of diesel fuel, gear oil, engine oil, brake fluid, antifreeze and waste water
- Dimensions of 452mm (W) x 779mm (H) x 357mm (D)
- **NDP-80BAH** as above but 3"


NDP-40BAH
1-1/2" Air Operated Diaphragm Pump

- Aluminium body and hytel seals
- 1-1/2" BSP(f) fluid inlet and outlet ports
- Maximum flow rates of 350 L/min
- Maximum delivery per cycle of 2,800mL
- Mounting hole layout of 200mm x 268mm
- Dimensions of 411mm (W) x 707mm (H) x 250mm (D)
- Optimal stroke length maximises diaphragm life and performance whilst minimising downtime & maintenance costs
- Also suitable for the transfer of diesel fuel, gear oil, engine oil, brake fluid, antifreeze and waste water

100 SERIES

2 & 4 Drum Spill Containers

- 100% recyclable polyethylene construction
- Compatible with most forklifts & pallet trucks
- Non-skid removeable deck
- Helps to create an OH&S compliant workplace environment
- Tested to DIBt specification

* Drums not included

Product No.	Product Description	Sump Capacity	Dimensions
SJ-100-002	2 Drums	236 Litres	750mm (L) x 1,300mm (W) x 440mm (H)
SJ-100-006	4 Drums	242 Litres	1,290mm (L) x 1,380mm (W) x 280mm (H)




200 SERIES

2 & 4 Drum Rack & Spill Containers

- Securely stack up to 4 x 205 litre drums
- 100% recyclable polyethylene construction
- Drum rack (SJ-200-002) to be used with drum rack base only
- Compatible with most fork lifts and pallet trucks

Product No.	Product Description	Sump Capacity	Dimensions
SJ-200-003	2 Drums	450 Litres	1,350mm (L) x 1,375mm (W) x 635mm (H)
SJ-200-010	4 Drums	450 Litres	940mm (L) x 1,375mm (W) x 390mm (H)



300 SERIES

Modular Workfloor & Spill Containers

- 100% recyclable polyethylene construction
- Slip resistant texture on workfloor deck and ramp
- Cannot rust or corrode
- Excellent chemical compatibility
- Sump capacity of 120L
- Image also shows Workfloor Ramp (SJ-300-010)
- Tested to DIBt specification

Product No.	Product Description
SJ-300-001	Workfloor 150mm x 1,600mm x 800mm
SJ-300-006	Workfloor 150mm x 1,600mm x 1,600mm
SJ-300-010	Slip Resistant Ramp
Kit 102	Junction Connector
WIN A727	Long Channel Protector
WIN A728	Short Channel Protector

500/510 SERIES

IBC Spill Containers

- Solid construction and practical design
- 100% polyethylene will not rust or corrode
- Capacity of 1,100L
- Easy to maintain and clean
- Excellent chemical compatibility
- Compatible with most forklifts & pallet trucks
- Can be used with or without a deck
- Weight of 105kg
- Helps to create an OH&S compliant workplace environment
- Tested to DIBt specification



Product No.	Product Description	Sump Capacity	Dimensions
SJ-510-001	Single	450 Litres	1,680mm (L) x 1,680mm (W) x 700mm (H)
SJ-500-003	Double	450 Litres	2,450mm (L) x 1,450mm (W) x 575mm (H)

SJC2/SJC4

2 & 4 Drum SpillShaks

- Weathertight, chemical-resistant unit ideal for drum dispensing and hazardous waste collection
- Holds up to 2 x 205L drums
- Rigid double walled construction
- Supplied with a stainless steel fixing kit (10 bolts/8 screws)
- Fork liftable from both sides when empty
- Easily bolts to the ground
- Dimensions: 2,110mm (H) x 1,565mm (W) x 995mm (D)



ST1-100C/60C/30C

Spill Trays with Platform

- 100% recyclable polyethylene construction
- Capacity of 100L, 60L & 30L
- Can be used with or without platform
- Easy to clean and stackable for easy transportation and storage
- Includes non-slip platform



SJ-400-001

Spill Container Drum Trolley

- 100% recyclable polyethylene construction
- Cannot rust or corrode
- Sump capacity of 250L
- Vertical spill containment of up to 3L
- Double walled construction for strength and securing against leaks
- Rubber wheels as standard
- 205L drum secured with a ratchet strap
- Safety support locks into place for easy vertical loading and storage
- Helps to create an OH&S compliant workplace environment



UNDERGROUND COAL MINING



10028

Underground Coal Mine Heavy Duty 20L Gear Oil Drum Pump

- Heavy duty fully serviceable drum pump delivers 170mL on the downstroke
- Non-drip nozzle and drain back holster ensure a clean, safe workshop
- Height adjustable bung adaptor & two extra adaptors to suit local and international 20L drums
- 1.8m long rubber hose assembly ensures a long service life
- Filter mesh in drain-back nozzle holder helps to minimise potential clean oil contamination
- Ideal for the transfer and top-ups of engine, hydraulic, gear, diff and synthetic oils where vehicle through put and owner expectations are high



8828SN

20L Gear Oil Drum Pump

- Designed to be used in 20L drums
- Suitable for the transfer of engine, diff, gear and oils, the 8828SN drum pump is ideal for the topping up of engines, differentials and gear boxes
- Drain back nozzle holster ensures that excess oil ends up back in the drum
- Delivers 110mL of lubricant on the down stroke
- Free of external aluminium components
- High quality manufacturing and smooth pump action ensures efficiency and a long service life



201S

Rotary Drum Pump

- Can syphon in both directions
- Delivers up to 20 L/min or 0.33L per rotation
- Suitable for the transfer of oil and diesel fuel
- Suits 60L and 205L drums and bulk tanks
- Comes complete with 1.1m of hose
- 2" BSP bung adaptor



ALEMITE

5:1 Ratio Oil Transfer Pumps

- Flow rates of up to 28 L/min
- Capable of pumping medium weight oils over longer distances through hose reels
- Quiet operation cuts noise levels by up to 30%
- Mostly all that is required to undertake repairs is 5 minutes and a screwdriver, facilitating substantial savings in labour costs and downtime



Product No.	Product Description
9668S	Suits bulk tanks
9669-BS	Suits 205L drums

7783-C4S

Alemite 6:1 Ratio Oil Transfer Tank Pump

- Rugged 4 x 1/4" air motor ensures trouble-free operation in even the harshest of operating environments
- Delivery lengths up to 100m
- Can service up to 6 reels
- Maximum free flow of 38 L/min
- 3/4" NPT(f) air inlet
- 1/2" NPT(f) material outlet
- Fast and efficient oil transfer guaranteed
- 7783-A4 as above but suits 205L drums



505224S

Spring Rewind Oil Hose Reel

- Heavy duty, full metal, double pedestal construction
- Hose capacity: 15m x 19mm ID
- 1,500psi (103bar) hose pressure rating
- 3/4" (f) inlet and 3/4" (f) outlet threads
- Seven position outlet mount
- Manufactured using 4mm gauge steel
- Also suitable for the transfer of air, water, diesel fuel and waste oil



MP-N-450

1/2" Spring Rewind Oil Hose Reel

- Supplied complete with 15m x 1/2" ID R1 hose
- Swivel rated to 2,500psi (172bar)
- Solid one-piece, heavy gauge 6mm steel base and support post for maximum stability
- 24mm solid steel axle & lubricated precision bearings facilitate smooth rotation
- Multi position lock ratchet mechanism secures hose at the desired length
- Suitable for air, water and oil applications





660AS Underground Coal Mine Trigger Action Grease Gun

- Develops up to 8,500psi (586bar)
- Coarse thread on the barrel assembly eliminates the possibility of cross threading during cartridge change over
- Twin Lock System eliminates the possibility of dummy lubrication
- Patented Ever-Flow System enables the gun to handle thick tacky greases even at low temperatures
- High volume/high pressure option results in quicker and more effective greasing
- Delivers up to 1.1g of grease per stroke
- One-hand operation, 4 jaw coupler and 30cm long flexible extension makes light work of arduous greasing applications



600AS Lever Action Grease Gun

- Develops up to 12,000psi (828bar)
- Delivers up to 1.6g of grease per stroke
- Unique Twin Lock System eliminates the possibility of dummy lubrication
- Coarse thread on barrel assembly eliminates the possibility of cross threading
- Patented Ever-Flow System enables the gun to handle thick tacky greases even at low temperatures
- Includes ergonomic barrel hand grip and heavy duty lever handle with safety grip
- Large diameter piston with long lever travel facilitates high volume greasing



9611HS Alemite 20kg Grease Kit

- Spool valve air motor design requires minimum maintenance and results in fewer pump failures
- 50:1 ratio grease pump develops grease pressures up to 7,500psi (517bar)
- Single shot or continuous flow hand piece provides greater lubrication options
- Mostly all that is required to undertake repairs is 5 minutes and a screwdriver, facilitating substantial savings in labour costs and downtime
- Quiet operation cuts noise levels by up to 30%
- Delivery rates of up to 0.9 kg/min



413077S Grease Control Valve

- Manufactured in Zamac, no aluminium construction
- Maximum working pressure of 7,150psi (500bar)
- 1/4" BSP(f) inlet thread
- 1/8" BSP(f) outlet thread
- Rigid extension
- 3 jaw coupler
- Ergonomic body & trigger design
- Easy to use



424170S 20kg Grease Kit

- 55:1 ratio air motor develops grease pressures of up to 7,950psi (548bar)
- Will handle high viscosity, tacky grease up to NLGI2
- Integral foot valve filter protects the pump tube from contamination
- Fully serviceable with individual spare parts and service kits readily available
- Quiet operation due to the exhaust muffler
- Delivery rates of up to 0.8 kg/min
- Manufactured in Spain



One application that typifies the use of lubrication equipment in an underground mine is the **Oil Skid**. These are completely self-contained and fully banded and contain oil tanks, oil pumps, oil filters, hose reels, dispensing guns, grease kits, waste oil extraction pumps and waste oil tank. The skids are designed to be moved around by underground forklifts to bring them close to the coalface equipment being serviced. The skids have lids and doors that make them fully enclosed while they are moved and these are opened up at the service location. All that is required is a compressed air line for the skid to be fully operational. Alemlube works closely with the oil skid manufacturers to supply technical details of the equipment being used.

Alemlube understands the need for mining companies to maximise productivity and is committed to providing world class solutions, technical support, and after sales service for all lubrication and equipment servicing needs in the mining sector. Alemlube's relentless pursuit of innovation results in ongoing improvements to its products and range and this is demonstrated in its expanding range of products specifically designed for use in underground coal mines.



Ravaglioli



VEHICLE HOISTS, LIGHTING &
WHEEL SERVICE EQUIPMENT



RAVAGLIOLI
RAV640.2

Rav 4t Wheel Alignment Scissor Lift

- Large size platforms and sturdy structure ensuring maximum rigidity and working stability
- Platforms for total wheel alignment, with front turning plates locations and rear slip plates
- Rear slip plates with pneumatic locking in true position, angular and transversal movements in both directions
- All pivots made with self lubricating bushings for long life
- Audible alarm during final lowering stage
- Space saving when lift is raised



RAVAGLIOLI
RAV540

Rav 4t Electro-Hydraulic Low Profile Scissor Lift

- No cross rails between the lifting platforms ensures clear under vehicle access
- Equal lifting platform height regardless of vehicle weight distribution
- Controlled speed during initial lifting and final lowering phase
- High capacity model with longer extendable platform for longer vehicles



RAVAGLIOLI
KPX337WK

Rav 3.2t Electro-Mechanical Clear Floor Hoist

The KPX337WK clearfloor lift enables mechanics to undertake service work more quickly and easily. The absence of a base in the area where a mechanic is working makes the positioning of tools required to work on the car easier and movement under the vehicle far less restricted.

- Superior lifting height of over 2m
- The lift & safety nuts have a high resistance to wear and guarantee greater safety
- Automatic and permanent nut lubrication system guarantees efficient lubrication during hoist lift and descent
- Asymmetric arms facilitate easy and quick access to the inside of the car
- Low profile arms and very low adjustable height lift pads
- Electro-mechanical design guarantees a long service life, minimal maintenance and maximum workplace safety



Alemlube offers a wide range of **Automotive Fume Extraction Equipment** that can be used on motorbike, car, van, truck or bus workshops. The advent of higher revving engines and diesel engine vehicles requiring dyno service work, an increased focus by employers on the well being and working conditions of their team and Occupational Health and Safety issues, are factors that have all combined to generate an increased awareness of the need to provide mechanics with a cleaner and healthier working environment.

Workshop Managers can choose a system that best suits their specific application with single extractor stations, centralised installations, fixed, mobile, wall or floor mounted systems available.



RAVAGLIOLI

KPS327H

Rav 3.2t Hoist with Base

The KPS327H hoist with base provides workshops with economical means of undertaking vehicle servicing and tyre work. Its electro-mechanical design makes the hoist intrinsically safe to work with, thereby reducing downtime, opportunity costs and most importantly, safety concerns.

- Superior lifting height of over 2m
- Low profile arms and very low adjustable height lift pads
- Three-stage shorter arms facilitate easy asymmetric loading of large vehicles
- Electro-mechanical design guarantees a long service life, minimal maintenance and maximum workplace safety
- Compliant to Australian Safety Standards
- Recently upgraded model facilitates faster hoist ascent and descent



RAVAGLIOLI

KPH370.42

Rav 4.2t 2-Post Electro-Hydraulic Vehicle Hoist

- Up to 4.2 tonne lifting capacity
- Superior lifting height of over 2m
- Cross beam height of 4,175mm
- 2-stage short arms and 3-stage long arms
- Double lifting cylinders - one per column
- Perfect synchronisation between the cylinders regardless of weight distribution
- Mechanical safety latches with automatic engagement and pneumatic release ensure maximum safety when the lift is in the standing position
- Equipped with a safety valve to prevent overloading in case the hydraulic hose bursts
- Self-controlled lowering speed
- Arm locking devices engage automatically, thereby ensuring the stability of the vehicle being lifted



RAVAGLIOLI

KPH370.55LIK

Rav 5.5t 2-Post Clear Floor Hoist

- 5.5 tonne lifting capacity
- Four long 3-stage arms
- Distance between columns of 2,800mm
- Hoist height of 4,950mm
- Hoist width of 3,340mm
- Maximum lifting height of 2,040mm
- Minimum lifting height of 125mm
- Safety valve prevents overloading
- Perfect synchronisation between carriages
- Asymmetric lifting of long wheel base vans
- Also available **KPH370.55LIKT** for extra long vans



RAVAGLIOLI

Rav 4t & 5t 4-Post Vehicle Hoists

- 4.0 tonne & 5.0 tonne lifting capacity
- Adjustable platforms to accommodate different vehicle widths optimise access to the underside of a vehicle
- Automatic mechanical back up safety devices with pneumatic release allow for stationary operation with loaded cables
- Immediately triggered safety stud devices operate in the event of a cable slackening or failing
- An automatic anti-toe trapping alarm during the final stages of vehicle hoist descent supplied standard
- Mechanical, electrical and hydraulic safety devices all in compliance with Australian and CE Safety Standards

Product No.	Product Description
RAV4401	4t 4-post electro-hydraulic hoist
RAV4402	4t 4-post electro-hydraulic hoist for wheel alignment work
RAV4501E	5t 4-post electro-hydraulic hoist
RAV4502E	5t 4-post electro-hydraulic hoist for wheel alignment work



RAVAGLIOLI
RAV307H.WS

Rav 30t, 45t & 60t Wireless Electro-Hydraulic Mobile Column Lifts

- Wireless 2.4 GHZ communication among columns
- Each column has a lifting capacity of 7,500 kg
- Sets of 4, 6 and 8 columns can be configured
- Handles tyre diameters from 900mm to 1,200mm with a minimum run diameter of 580mm
- Each column powered by two 12V maintenance-free 100A/h gel type batteries
- Asymmetric lifting of long wheel base vans

Product No.	Product Description
RAV307H.4WS	7.5t set of 4 columns
RAV307H.6WS	7.5t set of 6 columns
RAV307H.8WS	7.5t set of 8 columns



RAVAGLIOLI
RAV4650

Rav 6.5t 4-Post Electro-Hydraulic Commercial Vehicle Hoist

- 6.5 tonne lifting capacity
- Large clearances between the posts enable easy loading of wide vehicles
- Ideal capacity for larger type vans and medium size trucks
- Main hydraulic cylinder is located inside the fixed platform providing it with maximum protection
- High resistance, galvanised and pre-stretched metal cables
- Large diameter pulleys with self-lubricating and maintenance-free bushes
- Ideally suited for use in mine site, council, contractor and truck workshops



RAVAGLIOLI
RAV4800

Rav 8t 4-Post Vehicle Hoist

- 8.0 tonne lifting capacity
- Large clearances between the posts enable easy loading of wide vehicles
- Ideal capacity for larger type vans and medium size trucks
- Main hydraulic cylinder is located inside the fixed platform providing it with maximum protection
- High resistance, galvanised and pre-stretched metal cables
- Large diameter pulleys with self-lubricating and maintenance free bushes
- Ideally suited for use in mine site, council, contractor and truck workshops



Superbly engineered, **Ravaglioli** hoists available from Alemlube, represent the premium choice of industry professionals and offer years of reliable performance. RAV scissor lifts, column lifts and 4-post vehicle hoists suitable for trucks and buses are held in stock ready for installation.

Throughout Australia and New Zealand **Alemlube** and **Ravaglioli** has forged a partnership committed to distribution, sales and the total support of all Ravaglioli products.

A very distinct and unique advantage of purchasing from Alemlube is the national installation, service and support network coupled to an extensive spare parts and accessories inventory. This team delivers unequalled product service and really delivers the quality proposition.



RAVAGLIOLI KP442NE

Rav 14t 4-Post Vehicle Hoist

The KP442NE 14 tonne capacity 4-post hoist is designed completely electro-mechanically and is built and tested to the highest standards implemented by RAV. With Australian and CE Safety Approvals, the KP442NE complies with operators ever increasing demands of safety, reliability and durability.

- Maximum access to the vehicle is provided due to the unique feature of extended platforms
- A safety micro-switch is activated after main nut failure and the electro-mechanical safety system ensures perfect horizontal lifting of the platforms and a balanced load on the motors regardless of vehicle position
- Ideal for transport companies, fleet owners, government authorities and mine site and contractor workshops
- Other larger and smaller 4-post commercial vehicle hoists available
- **KP440NE 20t** and **KP440NE 24t** also available

RAVAGLIOLI RAV232NL

Rav 22t Set of 4 Mobile Column Lift

The RAV232NL (up to 22 tonne lifting capacity) is the ideal lifting system for buses, B-doubles, mobile cranes and workshops where space is an issue and workshop flexibility is required. Fully mobile with indoor models available, other models with capacities ranging from 3.0 tonne up to 10.0 tonne per column are available in the Ravaglioli range. Four, six and eight column lifting systems are available. Hydraulic towing jacks available on request.

- Large and solid base for maximum stability under load
- Lifting spindles in rolled steel with bronze main nut and safety nut
- Master column with a main control panel and slave column with a secondary control panel and emergency stop button combine to affect the vehicle's lift and descent
- New wireless models now available
- 5.5t set of four columns



RAVAGLIOLI RAV725NLI

Rav 22.5t Commercial Vehicle Scissor Lift

- The platform length and the capacity of these lifts make them ideal for buses and trucks
- Obstacle-free floor space when lift is fully lowered
- No cross rails or torsion bars between lifting platforms (for maximum accessibility in the working area)
- All pivot points made with self lubricating bushings for long life
- Platform surface in ribbed anti-slip steel plate
- Audible alarm during the final lowering phase
- Mechanical locking device with automatic engagement and pneumatic release, ensuring maximum safety when lift is in standing position
- Start-up pistons to minimise stress in the early stage of lifting



48010

Wheel Lifting & Handling Quick Service Trolley

- Reduces manual wheel handling & risk of injury
- Helps to easily remove and refit car & light commercial vehicle wheels
- Manufactured from durable stainless steel
- Simply operated by 2 buttons located on the trolley handles
- Stainless steel rollers support and guide the wheel into position
- Perfectly aligns the wheel to the vehicle hub
- Supplied complete with a Wheel Transport Trolley & a Brake Bleeder
- Fitted with 4 flexible air hoses with air fittings
- 3 handy tool trays and a large work platform for pneumatic tools
- Air pressure of 1-5kg/m



**ALEMLUBE AUTOMOTIVE
AA454PA**

4.5t 4-Post Vehicle Alignment Hoist

- Conventional 4-post hoist designed for precise wheel alignment procedures and general under vehicle service operations
- Heavy duty lifting capacity of 4.5t
- Maximum lifting height of 1,896mm
- Minimum lowered height of 246mm
- Minimum descent time of 60 sec
- Overall length: 6,288mm
- Overall width: 3,342mm
- Width between columns: 2,742mm



**ALEMLUBE AUTOMOTIVE
AA454P**

4.5t 4-Post Vehicle Hoist

- Conventional 4-post hoist designed for general under vehicle service and specialist exhaust system operations
- Heavy duty lifting capacity of 4.5t
- Maximum lifting height of 1,896mm
- Minimum lowered height of 246mm
- Overall length 6,288mm
- Overall width 3,342mm
- Width between columns 2,742mm
- Air operated safety lock system
- Economical 3 phase power



**ALEMLUBE AUTOMOTIVE
AA30S**

3t Scissor Lift

- Lifting capacity of 3t
- Electro-hydraulic power system
- Surface mounted
- Maximum lifting height of 1,900mm
- Minimum height of 105mm
- Length of lift: 2,080mm
- Width of lift: 1,990mm
- Lifting time of 50 seconds
- Descent time of 60 seconds
- Pneumatic safety lock
- 2.2kW aluminium motor prevents overheating



The new **Alemlube Automotive AA45CFS2P** - 4.5t 2-Post Clear Floor Hoist with asymmetric posts is manufactured and supplied standard with a digital information screen, integrated LED lighting and quick-arms with spindle shaft.

Incorporates a user-friendly digital control box providing the user with a fast and easy means of operating the hoist and due to the state-of-the-art spindle design, there is no need for safety locks that typically must be applied and released with hydraulic type hoists.

With an emphasis on safety, reliability and productivity, investment in the **AA45CFS2P** from Alemlube Automotive is an investment in the future of your business and the Automotive industry in general.



ALEMLUBE AUTOMOTIVE AA40CF2P

4t Clearfloor 2-Post Hoist

- Lifting capacity of 4t
- Lifting height of 2,020mm
- Minimum height of 110mm
- Inside column height of 2,644mm
- Post height of 3,976mm
- Lifting time of 55 seconds
- 115% dynamic loading and 150% static loading test
- 1P54 ABS control box and 24V operating button
- 3-stage arm structure to accommodate small vehicles
- 2.2KW aluminium motor
- 240V single phase option also available
- 300mm and 500mm height extensions available on request
- **AA40CF2P-240V** as above but 240V



ALEMLUBE AUTOMOTIVE AA40FB2P

4t 2-Post Lift with Base

- Lifting capacity of 4t
- Lifting height of 1,900mm
- Minimum height of 100mm
- Inside column height of 2,824mm
- Post height of 2,826mm
- Lifting time of 55 seconds
- 115% dynamic loading and 150% static loading test
- P54ABS control box and 24V operating button
- Electrical single release
- 2.2kW aluminium motor



ALEMLUBE AUTOMOTIVE AA30MRS

3t Mid-Rise Scissor Lift

- Lifting capacity of 3t
- Maximum lifting height of 1,000mm
- Minimum lifting height of 200mm
- Raising speed of 1,200mm/min
- 1P54 ABS control box and 24V operating button
- Pneumatic safety lock
- 2.2KW aluminium motor
- 240V single phase for convenient access to power around your workshop
- Toe protection
- Includes kit to provide mobility & easy repositioning



Alemlube knows that servicing your customer's vehicle depends on a mix of the right equipment and the right expertise to produce the right results. The combination of first class equipment sourced from the world's foremost manufacturers of **automotive workshop equipment** and the professional team at Alemlube has delivered successful results in service workshops all over Australia.

The range & diversity of vehicle hoists, wheel service equipment, greasing equipment, drum pumps, hose reels, lubrication systems, waste oil management equipment, spill containment products and general workshop equipment is not only vast, but reliable, dependable and fully backed by Alemlube project managers, service technicians and qualified tradesmen. Its one thing to supply equipment to the automotive service industry, its another to provide back-up service, maintenance and repairs for your capital investment to ensure maximum productivity.



**ALEMLUBE AUTOMOTIVE
AA45CFS2P
4.5t Electro-Mechanical 2-Post Clear
Floor Hoist**

- Loading capacity of 4,500kg
- Can be installed at widths of 3.1m to 3.6m
- Programmable to stop at any height
- LED work lights incorporated in each lift arm
- Lifting time of 30 seconds
- Descent time of 35 seconds with audible alarm at 500mm
- Built in intelligence alerts user that the hoist requires servicing
- Two synchronised motors 3KW each
- Noise level of 60db
- Overall height of 4,500mm



**ALEMLUBE AUTOMOTIVE
AA50FB2P
5t 2-Post Hoist With Base**

- Lifting capacity of 5 tonne
- Lifting height of 1,900mm
- Minimum height of 100mm
- Overall height of 2,912mm
- Width between columns of 3,342mm
- Lifting times of 55 seconds
- Electrical safety locks release
- 2.2KW aluminium motor prevents overheating



**ALEMLUBE AUTOMOTIVE
AA45LPAS
4.5t Low Profile Motor Vehicle
Alignment Scissor Lift**

- Low profile scissor lift designed for precise wheel alignment procedures and general under vehicle service operations
- Heavy duty lifting capacity of 4,500kg
- Maximum lifting height of 186mm
- Minimum lowered height of 180mm
- Overall length 6,500mm
- Overall width 2,070mm
- Air operated safety lock system
- Economical 3 phase power
- Integrated rear wheel slip-plates
- Compliant with Australian Standards
- Manufactured to stringent European CE Standards



Throughout Australia and New Zealand, Alemlube distributes a complete range of **Wheel Service Equipment** sourced from the world's foremost manufacturers. Partnerships forged with these companies have been based on the dedication to quality and engineering excellence, ensuring many years of reliable and efficient performance. Alemlube is committed to the distribution, sales and total support of all of these products. A very distinct and unique advantage of purchasing passenger and commercial vehicle tyre changers, wheel balancers and wheel aligners from Alemlube is our nationwide installation, after-sales service and technical support network, coupled with an extensive spare parts and accessories inventory. The Alemlube team delivers unequalled product service and certainly offers an industry leading approach to product knowledge, advice and after-sales support.

RAVAGLIOLI
G3.140R

Electronic Wheel Balancer with Microprocessor

- Modern balancing system to minimize wheel weights consumption
- Automatic storage of distance and diameter
- 24V motor with low speed rotation
- 19" colour monitor - industrial PC
- Hidden weight program
- 3 Automatic ALU S programs
- Rim diameter: 10" - 26"
- Rim width: 1.5" - 22"
- Maximum wheel weight: 70 kg
- Read-out accuracy: 1g
- Cycle time: 6 seconds
- Rotation speed: 100 (rpm)



RAVAGLIOLI
G7441.24

Automatic Tyre Changer

- Heavy duty structure guarantees proper working conditions at all times
- Rigid self-centring chuck manufactured from laser cut steel has two way rotation, high torque, wide clamping range and high clamping force
- The jointed and shaped blade of the bead breaker facilitates bead breaking without damaging the rim or tyre
- Tubeless tyre inflation system is activated by a single pedal command with 2 positions
- **G7441.24-A** - as above but includes helper arm



RAVAGLIOLI
G7040.18

Semi-Automatic Tyre Changer

- For cars, motorcycles and light commercial vehicles
- Optimised construction to obtain the best price related ratio
- Self-centering chuck manufactured from laser-cut steel
- Special surface treatment provides longer life of the tool and minimises friction on the tyre
- **G7040.18 (240V)** - Semi-automatic 18" tyre changer with 240V motor



RAVAGLIOLI
G2.119H

Wheel Balancer

- Entry level model, offering great value for money and occupies limited space, with professional performances
- A low rotation speed balancer
- Hidden weight mode allows the operator to hide wheel weights behind the spoke
- Distance & diameter are automatically retrieved by digital caliper & optical sensor
- Automatic ALU S program
- Backlit graphic LCD display, 132x40mm



RAVAGLIOLI
G7645IV.26

Automatic Tyre Changer

- High rear frame gives extra stiffness and compactness to the vertical post, which can be easily tilted
- The extra height of the vertical post and tool shaft allow easy servicing to any type of tyre to a maximum of 14" (355mm) width
- Tool shaft has increased rigidity due to its tilted construction and allows for easier operation with extra large tyres



RAVAGLIOLI G96N

Commercial Vehicle Tyre Changer

- Tyre-changer for commercial vehicles wheels from 12" to 26"
- Hydraulic pressure of the rim clamping chuck is adjustable to avoid damage
- The operating dimensions of the rim clamping unit and the head-tool carriage allow the tyre changer to operate on a whole range of wheels, including super-single



RAVAGLIOLI
GTL4.140RC

Commercial Vehicle Wheel Balancer

- Versatile machine, designed for easy, fast & accurate balancing of commercial wheels
- Microprocessor controlled with self-calibration and self-diagnostics
- Specific balancing programs for static, dynamic and ALU wheels (light alloy)
- One single spin with low rotation speed provides all the values
- Display readout of out-of-balance values and the related position on the wheel





RAVAGLIOLI
RAVTD3000ATS.B
3D Wheel Aligner

- Extremely fast operation
- No Run-out Compensation
- Version equipped with 3 point tyre grabbing clamps to avoid run out compression
- Can be used on any 4-post hoist or scissor lift, at any working height
- Automatic lift level compression
- Space saver to maximise available workspace and ultimate convenience:
 - No minimum distance required in front of the lift
 - Free Console Position
 - Ideal for extra long wheel base vehicles up to 4.7m wheelbase



RAVAGLIOLI
RAVTD1780WS
Total Drive Bluetooth Wheel Aligner

- Data Bluetooth transmission allows maximum mobility between different working positions
- A special Spoiler program is automatically activated, through a simplified practical procedure, to perform the measurements on sport and tuned car bodies
- Includes a pair of 3 point clamps, with quick locking units and ABS claws (STDA35E)



RAVAGLIOLI
RAVTD8060TWS-R
Commercial Vehicle Wheel Aligner

- Bluetooth transmission between front heads and cabinet
- Infrared transmission between sensor heads
- Double inclinometer to allow caster adjustment without steering
- Ability to operate the system from any head
- Data management and display program in Windows environment
- Customer data bank for recording jobs with search by customer name or vehicle plate number



RAVAGLIOLI
RAVTD5080WS
Total Drive Wheel Aligner

- Equipped with a laptop which can be placed anywhere in the workshop
- Allows maximum freedom when using the aligner
- Data management and display program in Windows environment
- Data bank with more than 90,000 vehicle data sheets
- Customer data bank for recording 20,000 jobs with search by customer name or vehicle registration
- All the characteristic angles of both vehicle axles are controlled by means of four measuring heads with 8 CCD sensors and infra-red transmission



20022
LED Cordless Workshop Inspection Light

- Supplied standard with two batteries
- 36 LED elements - 30 on the full length poly tube and six at the top
- Approximately 10 hours as a secondary light source before recharging is required
- Full recharge time of approximately 2.5 hrs
- 7.2V 1,800m/Ah - NiMH rechargeable battery included
- LED life rated at 100,000 hours
- Docking station, magnetic holder, hanging clip and 12V recharger all inclusive



20066
LED/UV Bendable Workshop Inspection Light

- 3 high power super LEDs
- 5 ultra-high intensity UV LEDs for fluorescent air conditioning leak detection
- Robust ABS housing with rubber protection
- 120° folding design allows the ultimate in flexible positioning
- 3 hour active life, 5 hour AC charging time
- Magnetic base and 360° fold away hanging hook allows hands free use



20011
Mini Pocket Workshop LED Light

- High intensity LEDs - 7 on the body; 1 on the tip
- 4 hours continuous use in the 7 LED wide illumination mode
- 35 hours use when switched to torch mode for direct inspection
- Integrated magnet for convenient hands-free operation
- Supplied with a 240V AC adaptor and a USB connector

RAVAGLIOLI
G1500.3 IT-A

Leverless Tyre Changer

- Patented lever-free tool facilitates effortless, completely leverless operation
- Features a patented top inflation device
- User friendly console simplifies the operator's learning process
- The console houses buttons for operating the rollers and tools
- 3 working modes: Standard, Automatic, PC managed
- Possible to memorise up to 100,000 different wheels by client name and plate number



ALEMLUBE AUTOMOTIVE
U-236A

Fully Automatic Tyre Changer

- Fully automatic pneumatic tilting column
- Pneumatic locking of both vertical and horizontal distance
- Helping arm with central locking device
- Tubeless tyre inflating device
- Bigger and longer body
- Large 26" turntable suitable for low profile tyres
- Maximum wheel diameter 45" (1,143mm)
- Maximum wheel width 16" (406mm)
- High strength steel pedal



ALEMLUBE AUTOMOTIVE
U-226A

Fully Automatic Tyre Changer

- Fully automatic pneumatic tilting column
- Pneumatic locking of both vertical and horizontal distance
- Helping arm with central locking device
- Tubeless tyre inflating device
- Large 24" turntable suitable for low profile tyres
- Maximum wheel diameter 41" (1,040mm)
- Maximum wheel width 14" (355mm)



ALEMLUBE AUTOMOTIVE
U-2091A

Semi Automatic Tyre Changer

- Pneumatic operated tilting column
- Automatic pneumatic right help arm device
- Tubeless tyre inflating device
- Large 26" turntable suitable for low profile tyres
- Maximum wheel diameter 45" (1,143mm)
- Maximum wheel width 16" (406mm)
- Quick air booster joints the tyre and rim instantly



ALEMLUBE AUTOMOTIVE
U-221A

Automatic Tyre Changer

- Fully automatic pneumatic tilting column
- Pneumatic locking of both vertical and horizontal distance
- Bead breaker blade can be freely adjusted
- Large 24" turntable suitable for low profile tyres
- Shovel with blade protector ensures bead breaking without damaging the rim or tyre
- Maximum wheel diameter 45" (1,143mm)
- Maximum wheel width 16" (406mm)
- High strength steel pedal



ALEMLUBE AUTOMOTIVE
U-201

Semi Automatic Tyre Changer

- Semi automatic side swing arm
- Large 24" turntable suitable for low profile tyres
- Shovel with blade protector ensures bead breaking without damaging the rim or tyre
- Maximum wheel diameter 41" (1,040mm)
- Maximum wheel width 14" (355mm)
- Air supply 8bar



ALEMLUBE AUTOMOTIVE
U-2011

Semi-Automatic Tyre Changer with Helper Arm

- Semi-automatic side swing arm
- Large 24" turntable with helper arm - suitable for low profile tyres
- Shovel with blade protector ensures bead breaking without damaging the rim or tyre
- Maximum wheel diameter 45" (1,143mm)
- Maximum wheel width 16" (406mm)
- Air supply 8bar



RAVAGLIOLI
RAVTD3000HP.B
Rav 3D Wheel Aligner

- Bluetooth transmission between measuring heads and control unit
- Battery powered for fixed or mobile installation
- Equipped with tyre grabbing 3 point clamps to avoid run out compensation
- Remote control located on each sensor



ALEMLUBE AUTOMOTIVE
Z8016R5
**R Pac Premium (6x6)
PPR Computerised
Wheel Aligner**

- 6CCD Infra-red wireless technology for data acquisition
- RF Zigbee technology for data communication to main console
- Run-out for all four wheels are measured and displayed simultaneously in a single Push-Pull without jacking up the vehicle.
- Unique spoiler program to perform alignment on low body vehicles up to 32mm tilt. Sensor heads can further be lowered by 75mm using low body extension adaptors
- Includes 1 set of standard wheel clamps, turntables, brake pedal depressor and steering lock



ALEMLUBE AUTOMOTIVE
Z8014R5
**R Pac Premium Plus (8x8)
PPR Computerised
Wheel Aligner**

- 8CCD Infra-red wireless technology for data acquisition
- RF Zigbee technology for data communication to main console
- Measures all wheel alignment parameters with excellent range and accuracy
- Special software for adjusting the camber in jacked up position.
- Includes 1 set of standard wheel clamps, turntables, brake pedal depressor and steering lock



ALEMLUBE AUTOMOTIVE
U-108
Hand Spin Balancer

- Manually operated distance and wheel diameter input
- Highly accurate and highly stable integrated circuit
- Self-calibration and diagnostic functions
- LED numeric display screen
- Brake pedal for accurate positioning of counter weights
- Rim diameter: 10"-24", rim width: 1.5"-20"
- Measuring time: 8 seconds
- Balancing accuracy: $\pm 1.0g$



ALEMLUBE AUTOMOTIVE
U-828
Automatic Wheel Balancer

- Highly accurate central processing microcomputer
- 5 different balancing programs
- Hidden spokes and weight split program
- Self-calibration and diagnostic functions
- LED numeric display screen
- Automatically finds the exact position for locating and applying adhesive weights
- Maximum wheel weight: 65kg
- Rim diameter: 10"- 24"
- Rim width: 1.5"- 20"
- Measuring time: 8 seconds
- Balancing accuracy $\pm 1.0g$



ALEMLUBE AUTOMOTIVE
U-820
Automatic Wheel Balancer

- Highly accurate integrated circuit, self-calibration and diagnostic functions
- 5 different balancing programs
- Hidden spokes and weight split program
- LED numeric display screen
- Automatic distance and wheel diameter measuring
- Hidden spokes and weight split programme
- Maximum wheel weight: 65kg
- Rim diameter: 10"- 24"
- Rim width: 1.5"- 20"
- Measuring time: 8 seconds
- Balancing accuracy $\pm 1.0g$



ALEMLUBE AUTOMOTIVE
U-850
**Commercial Vehicle
Wheel Balancer**

- Suitable for trucks and buses
- Manually operated distance and wheel diameter input
- Memory of measured data and error self-test function
- Equipped with a brake pedal function to locate the imbalance point accurately
- Pneumatic lifting platform
- Various balancing modes for different tyres



▲ AUTOMOTIVE AIR CONDITIONING,
FLUID EXCHANGE & FUME EXTRACTION



ALEMLUBE AUTOMOTIVE M-1500-P

Automatic Air Conditioning Recharger Machine

- Refrigerant type: R134a
- Single stage oil bath vacuum pump
- Flow rates of up to 72 L/min
- Absolute total final pressure of 0.1mbar
- Absolute partial final pressure of 0.05mbar (37 micron)
- Displacement: 9cc
- Internal receiver capacity: 20kg
- Recovery rate in liquid phase: circa 350 g/min
- Filter dryer capacity: 50kg
- Pressure of 363psi (25bar)
- Operating temperature: +10/+50°C
- Low noise output (<55db) and low energy consumption (370W)
- Power: 750V
- Supplied inclusive of a printer



ALEMLUBE AUTOMOTIVE M-1000

Automatic Air Conditioning Recharger Machine

- Refrigerant type: R134a
- Single stage oil bath vacuum pump
- Flow rates of up to 72 L/min
- Absolute total final pressure of 0.1mbar
- Absolute partial final pressure of 0.05mbar (37 micron)
- Displacement: 9cc
- Internal receiver capacity: 10kg
- Recovery rate in liquid phase: circa 350 g/min
- Filter dryer capacity: 50kg
- Automatic air purging system
- Pressure of 363psi (25bar)
- Operating temperature: +10/+50°C



ALEMLUBE AUTOMOTIVE M-2000

Automatic Air Conditioning Recharger Machine

- Refrigerant type: R134a
- Single stage oil bath vacuum pump
- Flow rates of up to 142 L/min
- Absolute total final pressure of 0.1mbar
- Absolute partial final pressure of 0.05mbar (37 micron)
- Displacement: 12cc
- Internal receiver capacity: 20kg
- Recovery rate in liquid phase: circa 350 g/min
- Filter dryer capacity: 50kg
- Automatic air purging system
- Pressure of 363psi (25bar)
- Operating temperature: +10/+50°C
- Low noise output (<55db) and low energy consumption (370W)
- Power: 950V



ALEMLUBE AUTOMOTIVE 47042A

Coolant Flusher

- Stainless steel frame
- Pneumatic functions for quick exchange or flushing capabilities
- Air operated - No AC/DC power required
- Supplied with upper radiator hose adaptors to suit the vast majority of vehicles
- Sturdy, compact and maintenance free
- Manufactured in Korea



ALEMLUBE AUTOMOTIVE 47070A

Fully Automatic ATF Flush Machine

- Automatically replaces up to 99% of a vehicle's transmission fluid
- Sturdy compact design
- A complete ATF exchange done in 15 minutes or less
- No need to tie up a vehicle hoist and a qualified mechanic
- Ideal for taxi workshops and workshops undertaking a lot of work on late model vehicles which don't have dipstick capability
- **47071N** as above but semi-automatic



ALEMLUBE AUTOMOTIVE 47010N

Power Steering Fluid Exchanger

- Designed to clean, flush and replace power steering fluid
- Multi-fluid capability - quick and easy changeover between different power steering fluid types
- Fast, accurate, dual pump operation
- Easy hook-up - direct interface with power steering fluid reservoir
- 12V power with simple operations - just flip a switch and the machine begins extracting or adding fluid as required

FUME EXTRACTION EQUIPMENT

Alemilube offers a wide range of fume extraction equipment that can be used in motorbike, car, van, truck or bus workshops. The advent of higher revving engines and diesel engine vehicles requiring dyno service work, an increased focus by employers on the well being and working conditions of their team and Occupational Health and Safety issues, are factors that have all combined to generate an increased awareness of the need to provide mechanics with a cleaner and healthier working environment.

Workshop Managers can choose a system that best suits their specific application with single extractor stations, centralised installations, fixed, mobile, wall or floor mounted systems available.



WORKY GMR SERIES Automotive Workshop Fume Extractors

- Reduce vehicle emissions and improve air quality in your workshop
- Spring, push button or cordless remote rewind option available
- Equipped with an internal fan
- Various models available for motorbikes, cars, buses and trucks
- Fixed, or with the aid of channel rails, mobile operation is possible
- Supply, installation and commissioning readily available

Product No.	Suitable For	Rate of Flow M3/H
GMR757.5	Motorbikes	350
GMR10010	Cars and Light Commercials	450
GRM15012.5	Truck & Bus	1,300



IBSV 160 SERIES Articulated Welding Fume Extraction Arms

- Wall mounted with 180° rotation for ease of use
- Self-supporting suction arm structure
- Pre-coated aluminium construction
- Arm joints made from aluminium alloy combined with a ceramic fibre clutch system with flexible, flame-resistant PVC pipe joints and an internal steel suction hood joint
- 160mm diameter aluminium suction pipe
- Sheet metal black coated hood reduces welding arc reflections and is complete with a graduated sector air flow regulator gate, protection mesh and handle

Product No.	Product Description
IBSV 160/2	2 metre welding fume extraction arm
IBSV 160/3	3 metre welding fume extraction arm
IBSV 160/4	4 metre welding fume extraction arm



WORKY GMS SERIES Wall Mounted Fume Extractor

- Wall mounted fume extraction system suitable for cars and industrial vehicles such as forklifts etc
- Cost effective system that is ideal for small workshops, tyre stores and quick lube tune up bays
- 240V plug and play for do it yourself easy installation
- Comes complete with 5 metres of 75mm ID light rubber hose reinforced with squash resistant nylon spiral, rated to a maximum of 130°C and rubber exhaust nozzle



FAC SERIES Mobile Industrial Fume Extractors

- Fully mobile with a 160mm diameter aluminium articulated arm that rotates 360°
- Safely removes and filters welding fumes from the industrial workplace
- Fitted with a resettable hour meter and differential thermal overload cut-out
- Operating power of 1.1kW
- For use at ambient temperatures ranging between -10°C and 60°C

Mechanical Filtering:

Comprises a metal prefilter, rigid pocket filter and pleated synthetic filter

Electrostatic Filtering:

Comprises a metal prefilter, electrostatic filter and pleated synthetic filter

Product No.	Product Description
FAC/T	Mechanical mobile industrial fume extractor
FAC/E	Electrostatic mobile industrial fume extractor



Organisation in the workplace is vital to productivity. Alemilube carries a range of high quality, Italian-made **workbenches** from Worky. Different styles, sizes and options are available to suit your specific application. Setting up your functional workspace will ensure that staff are focused on productivity while creating a safe workplace environment.



ENGINE PUMPS



► WATER, FIRE FIGHTING & DIESEL FUEL ENGINE PUMPS

The new Alemlube petrol and diesel driven transfer pumps are specifically designed and manufactured for the transfer of diesel fuel, petrol and water. The robust transfer pumps suit many industrial, workshop, agricultural, municipal, marine services, fire fighting and on construction site applications.

The **PD10120** and **PW10120** are completely portable, suits many industrial, workshop, agricultural, municipal, marine services and on site refuelling applications and are capable of transferring diesel fuel or water up to 120 L/min.

Driven by a powerful 1.5HP air cooled 2-stroke petrol engine, this lightweight die-cast aluminium pump with 1" diameter inlet & outlet ports operates efficiently with a maximum suction head of 7m and a maximum lift head of 22m.



PETROL DRIVE 1" TRANSFER PUMPS

Pull Start

	Transfers	L/min
PD10120	Diesel	120
PW10120	Water	120

The **PD15300** and **PW15300** are completely portable, suit many industrial, workshop, agricultural, municipal, marine services and on site refuelling applications and are capable of transferring diesel fuel or water up to 300 L/min.

Driven by a powerful 2.4HP air cooled 4-stroke petrol engine, this lightweight, die-cast aluminium pump with 1-1/2" diameter inlet & outlet ports operates efficiently with a maximum suction head of 7m and a maximum lift head of 20m.



PETROL DRIVE 1-1/2" TRANSFER PUMPS

Pull Start

	Transfers	L/min
PD15300	Diesel	300
PW15300	Water	300

Mounted in a robust tubular steel roll frame with rubber feet, the 2" transfer pumps are completely portable, suits many industrial, workshop, agricultural, municipal, marine services and on site refuelling applications and are capable of transferring diesel fuel and water up to 500 L/min.

Driven by powerful 3.8HP air cooled 4-stroke diesel and petrol engines, these lightweight die-cast aluminium pumps with 2" diameter inlet & outlet ports operate efficiently with a maximum suction head of 7m and a maximum lift head of 22m.

Always ready to perform tank filling or refuelling, the 2" transfer pumps have a run time of 2.0 hours at 3/4 load and a 2.5L fuel tank capacity.



DIESEL DRIVE 2" TRANSFER PUMPS

Pull Start

	Transfers	L/min
DD20500	Diesel	500
DW20500	Water	500

Key Start

DD20500KS	Diesel	500
DW20500KS	Water	500



PETROL DRIVE 2" TRANSFER PUMPS

Pull Start

	Transfers	L/min
PD20450	Diesel	450
PW20450	Water	450

Key Start

PD20450KS	Diesel	450
-----------	--------	-----

Mounted in a robust tubular steel roll frame with rubber feet, the 3" transfer pumps are completely portable, suits many industrial, workshop, agricultural, municipal, marine services and on site refuelling applications and are capable of transferring diesel fuel and water up to 1,000 L/min.

Driven by a powerful 6.5HP air cooled, 4-stroke diesel and petrol engine, these lightweight die-cast aluminium pumps with 3" diameter inlet & outlet ports operate efficiently with a maximum suction head of 7m and a maximum lift head of 30m.

Always ready to perform tank filling or refuelling, the 3" transfer pumps have a run time of 2.2 hours at 3/4 load and a 3.6L fuel tank capacity.



DIESEL DRIVE 3" TRANSFER PUMPS

Pull Start

	Transfers	L/min
DD301000	Diesel	1000
DW301000	Water	1000

Key Start

DD301000KS	Diesel	1000
DW301000KS	Water	1000

PETROL DRIVE 3" TRANSFER PUMPS

Pull Start

	Transfers	L/min
DD301000	Diesel	1000
DW301000	Water	1000

Key Start

DD301000	Diesel	1000
DW301000	Water	1000

Mounted in a robust tubular steel roll frame with rubber feet, the 4" transfer pumps are completely portable, suits many industrial, workshop, agricultural, municipal, marine services and on site refuelling applications and are capable of transferring diesel fuel and water up to 1,330 L/min.

Driven by a powerful 6.5HP air cooled 4-stroke diesel and petrol engines, these lightweight die-cast aluminium pumps with 4" diameter inlet & outlet ports operate efficiently with a maximum suction head of 7m and a maximum lift head of 22m.

Always ready to perform tank filling or refuelling, the 4" transfer pumps have a run time of 2 hours at 3/4 load and a 5.5L fuel tank capacity.



DIESEL DRIVE 4" TRANSFER PUMPS

Pull Start

	Transfers	L/min
DD401060	Diesel	1060
DW401060	Water	1060

Key Start

DD401060KS	Diesel	1060
DW401060KS	Water	1060

PETROL DRIVE 4" TRANSFER PUMPS

Pull Start

	Transfers	L/min
PD401500	Diesel	1500
PW401500	Water	1500

Key Start

PD401500KS	Diesel	1500
PW401500KS	Water	1500

The **DWFF15300** and **DDFF15300KS** are completely portable, suitable for fire fighting and on site refueling applications and are capable of transferring water up to 300 L/min.

Driven by powerful 2.4HP air cooled 4-stroke diesel engine, this lightweight die-cast aluminium pump with 1-1/2" diameter inlet & outlet ports operate efficiently with a maximum suction head of 7m and a maximum lift head of 20m.



DIESEL DRIVE 1-1/2" FIRE FIGHTING TRANSFER PUMPS

Pull Start

	Transfers	L/min
DWFF15300	Diesel	300

Key Start

DDFF15300KS	Diesel	300
-------------	--------	-----

WORKSHOP FITOUTS





Alemlube provides complete workshop solutions for companies involved in the automotive, transport, mining, construction and agricultural sectors

Premium Workshop Fitouts by Alemlube

Following extensive consultation with you, the Alemlube team will design your new workshop maximising the available space and resulting in a practical, functional and efficient working environment.

We work with you, your architects and project managers with a focus on delivering the best possible automotive workshop to suit your specific needs, always in line with exacting requirements and surpassing expectations. This applies to a complete workshop project, a refit with new hoists and lifts or the acquisition of general workshop equipment.

Accessing an extensive range of automotive workshop equipment from the world's foremost manufacturers, Alemlube can supply and install all necessary equipment and components in addition to customised manufacturing, including:

- All air, oil, and water supply lines regardless of size and scope, and incorporate a quality range of fluid handling equipment, for example: air operated lube pumps, hose reels and electronic oil meters
- Australian compliant vehicle hoists: 2-post, 4-post and scissor lifts
- A range of tyre changers, wheel balancers and wheel aligners
- Exhaust extraction equipment to service any situation from a single bay workshop to a multi-bay automotive dealership
- Bulk waste and new oil storage requirements manufactured to suit your specific space and volume considerations
- Workshop benches, manufactured to any specification to suit your needs and available in your corporate colour



Alemlube will design your new workshop, resulting in a practical, functional & efficient solution

Alemlube also has your bulk oil and diesel storage tank requirements covered. Ranging from off-the-shelf, self-bunded steel tanks up to 1,500 litre capacity and poly tanks up to 3,000 litre capacity, through to custom designed and manufactured tanks to suit almost any environment, situation and site.

State of the art manufacturing facilities in both Sydney and Brisbane consistently produce high quality custom designed tanks of any size and shape up to 10,000 litre capacity, be they self-bunded or single skin.

Additionally, Alemlube manufactures mobile tanks and if required, any tank can be supplied complete with hose reels, pumps, control/tank level monitoring equipment and fuel bowzers. In completing the installation, Alemlube takes full control of all reticulation pipework and commissioning.

The combination of first class equipment manufactured and supplied by leading international manufacturers, and the professional Alemlube team, has delivered success time and time again.



"Premium design, premium products, premium results"



For further information contact:

NSW/ACT: (02) 9677 1555

QLD/PNG: (07) 3204 9166

WA: (08) 9302 4199

VIC/TAS: (03) 8787 8288

SA/NT: (08) 8241 7111

NZ: (64) 9 447 1007

or visit:

www.alemlube.com.au

www.alemlube.co.nz

► THE COMPLETE WORKSHOP IS WHAT WE DO BEST

Supply and installation of all Service Pipe Systems

- Compressed air
- Oil delivery
- Water
- Waste oil



Workshop Design, Fitout and Commissioning Division

Alemlube has many years experience in the automotive industry specialising in workshop design, workshop fitout, equipment supply and equipment installation.

Following extensive consultation with you, the Alemlube team will design your new workshop by maximising the available space and resulting in a practical, functional and efficient solution.

Furthermore, Alemlube will assist the Architect to ensure that all requirements are met in relation to power specifications and suitable locations for all relevant vehicle hoists, compressors and general workshop equipment.

Alemlube provides successful dealer principles and workshop managers with cost effective solutions to their workshop fitout requirements, no matter what size or level of infrastructure.

You can trust the design, supply of equipment, installation and commissioning of your workshop equipment to the dedicated team of professionals at Alemlube.

Design

The design and planning stage begins with a complete overview of the final architectural drawings.

Consultation then takes place with all personnel involved in the operation of the service workshop facility. We come away with an understanding of the direction that needs to be followed to produce the required solution.

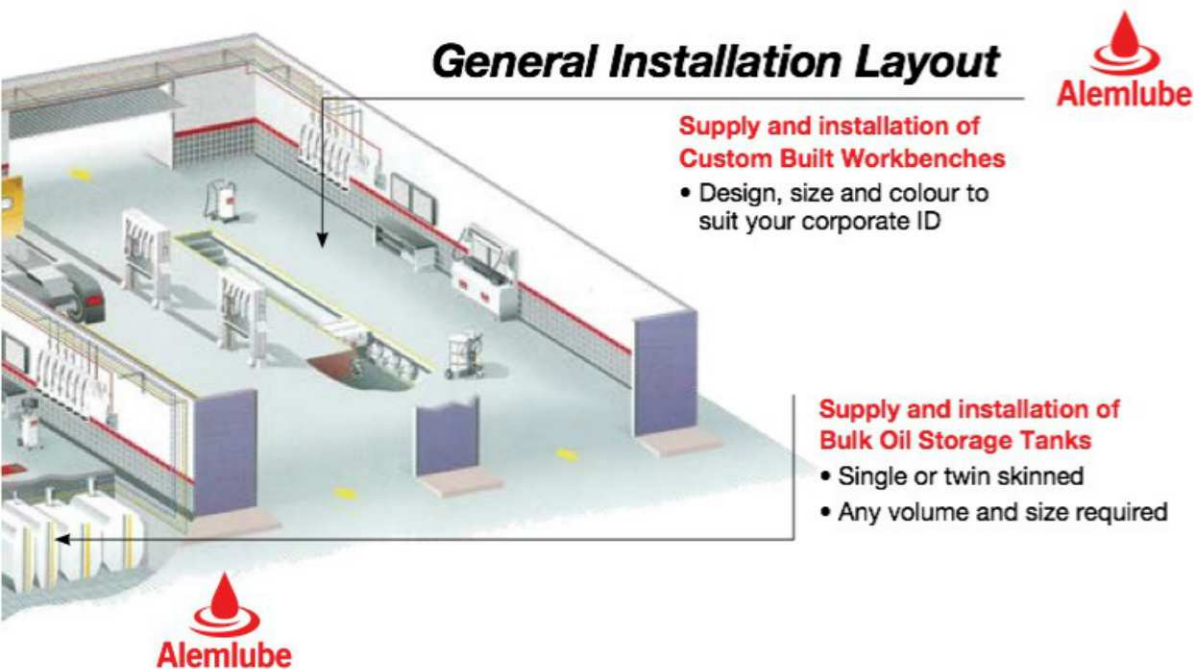
The layout plan of the facility now proceeds specifying the location of vehicle hoists, required services such as oil reticulation, compressed air supply, water supply and waste oil services. All specific measurements will be noted in relation to locations of equipment, such as vehicle hoists, to enable the accurate documentation of power and other operational service needs.

The design gives you, the client, a visual impression of the form that the service workshop will take after considering all aspects desired to provide the optimal result in the space available. Additionally, we can provide a CAD drawing giving a full perspective of the layout.

The completed layout plan is effectively a working drawing to hand over to the builder, electrician, plumber etc. And, the plan indicates to you exactly what Alemlube will be proposing in a tender for the service workshop fitout.

Working Area

A dedicated hose reel must be used for each type of fluid, motor oil, gear oil, compressed air, grease, water, etc. A suitable control valve is then connected to each hose end. In the case of lubricants, control valves include a volumetric meter with partial register for controlling the volume of oil delivered at each service and a totaliser to indicate the total volume of oil dispensed. Hose reels can be floor, wall or ceiling mounted and can also be installed within lubrication pits, for easy access to greasing points and gear oil fills. A shut off valve must be installed between every hose reel inlet hose and the fluid distribution line. Other equipment to consider in the working area are mobile waste oil drainers and mobile units for the distribution of grease and lesser used lubricants.



General Installation Layout

Supply and installation of Custom Built Workbenches

- Design, size and colour to suit your corporate ID

Supply and installation of Bulk Oil Storage Tanks

- Single or twin skinned
- Any volume and size required

Equipment

Accessing an extensive range of automotive workshop equipment from the world's foremost manufacturers, Alemlube can supply and install all necessary equipment and components in addition to customised manufacturing, including:

- All air, oil, and water supply lines regardless of size and scope, and incorporate a quality range of fluid handling equipment, for example, air operated lube pumps, hose reels and electronic oil meters
- Australian compliant vehicle hoists: 2 post, 4 post and scissor
- An impressive range of tyre changers, wheel balancers and wheel aligners
- Exhaust extraction equipment to service any situation from a single bay workshop to a multi-bay automotive dealership
- Bulk waste and new oil storage requirements manufactured to suit your specific space and volume considerations
- Workshop benches, manufactured to any specification and available in your corporate colour
- Waste oil drainers/extractors
- Exchangers for ATF, coolant and air conditioning fluid rechargers
- Spill containment equipment

Pump Room

A rational way of organising the oil and grease storage and distribution is to design a pump room for the storage of drums and tanks. This helps to improve the working environment, avoids lubricant contamination and minimises the risk of fire hazards.

This room can also house the air compressor. Pumps can be mounted directly onto drums or tanks or fixed on the wall. When fixed on the wall, pumps must be connected by an adequate suction element. Whichever way, a shut off valve must be used between the pump outlet hose and the fluid distribution line in addition to an air pressure regulator with filter at each pump air inlet. The pump type and its pressure ratio will depend on the fluid distribution line length and diameter, the fluid viscosity, the number of outlets and the flow requirements. The waste oil storage tank could also be housed in the pump room and will require a discharge output as well as the required means of discharging the waste. Mobile waste oil drainers will assist in this process.

Lubricant Usage Control

In order to keep control of each transaction, and to limit access of usage to authorised personnel only, an oil monitoring system can be installed. Through an access keypad, authorised personnel can use every dispensing outlet and all the data relating to each usage (name of user, amount and type of lubricant used, time and date of the transaction, etc.) is stored and can be retrieved as an information report. This system can also be utilised to keep an inventory control of the different lubricants stored in the pump room, setting alarms when any of the lubricants have reached a minimum level and entered into the reorder level.

► DISTRIBUTOR SUPPORT



Alemiube

► ALEMLUBE BRANDING & PACKAGING

The Alemlube name is now a strong and widely recognised brand in both the Australian and New Zealand markets. Alemlube is synonymous with high quality products, excellence in the field, sales support and strong after sales service. The company has also invested in the packaging of key products, and today our professional and eye-catching packaging assists our valued distributors to turn sales leads into orders at a consistently high rate.



"Alemcube is synonymous with high quality products and excellence in the field."

▶ TRADE SHOW SUPPORT


Alemlube is consistently represented at Trade Shows and Field Days in metropolitan and regional districts throughout Australia and in New Zealand. Showcasing a wide and comprehensive range of general workshop and specialised equipment marketing directly to the industrial, automotive, mining, agricultural and transport sectors, Alemlube's team of professional experts in their respective fields is always on hand to present the latest in product development and advancements to offer the end user reliable, efficient and cost effective solutions to deliver improved productivity.



"We look forward to seeing you and discussing your requirements at the next industry Trade Show coming your way soon."

▶ MARKETING MATERIAL

Alemlube has available a wide range of counter mats, posters, corflute signs, pull up display banners, merchandise and promotional items. Our wide range of marketing material raises the profile of the brand and ultimately increases the demand for Alemlube products both in Australia and New Zealand. In line with our company philosophy, all of our marketing material is of a premium quality and readily available around the country.



► ALEMLUBE PRODUCT DISPLAYS

A range of award-winning product display stands is available from Alemlube. We are the proud recipient of the POPAI Retail Marketing Awards, winner in the category of Permanent Premium Display for 2008, 2009 & 2013. Our ever expanding range of display stands make it easy for distributors of Alemlube products to display, feature and promote our products. Our sales team in Australia and New Zealand are readily available to set up, maintain and restock the display stands as and when required.





ALEMLUBE WARRANTY POLICY

Your Alemlube product is warranted to the original user against defects in workmanship or materials under normal use for a period of twenty four months* after purchase date. Any products which is determined to be defective in material and workmanship and returned to Alemlube P/L, shipping costs prepaid, will be repaired or replaced at Alemlube's option.

This warranty also covers parts that are subject to wear such as O rings, packings, seals, springs, electronic and even electrical components. The warranty does not cover damage or failure which in the judgement of Alemlube arises from misuse, abrasion, corrosion, negligence, accidental damage, faulty installation or tampering. If Alemlube inspection discloses no defect in material or workmanship, repair or replacement and return will be made at customary charges.

Alemlube has made a diligent effort to accurately illustrate and describe its product in all its literature. However, such illustrations and descriptions are not a warranty.

The above express warranty is in lieu of and excludes all other warranties, express or implied, including, without limitation, merchantability or fitness for a particular purpose. The purchaser shall give written notice of any claim to Alemlube within ten days after discovery of any alleged defect.

Alemlube shall not be liable for consequential damages, losses, delays, labour costs or any other expense directly or indirectly arising from use of the product, its liability being expressly limited on the replacement or repair of any defective product or an allowance of credit therefore. The remedy and recovery of the purchaser on any claim against Alemlube, whether based on contract of this warranty or any alleged negligence shall be as stated and limited herein and shall be exclusive.

** All products which do not carry the 4 Year Warranty or 1 Year Warranty logo as presented in this catalogue are covered by Alemlube's comprehensive 2 Year Warranty as referred to above.*



117 GARLING STREET
O'CONNOR WA 6163
TEL (08) 9314 1833
FAX (08) 9314 1176

EMAIL: sales@westatehose.com.au

INDUSTRIAL RUBBER, PVC HOSE, DUCTING AND FITTING SPECIALISTS