

Provent Oil Catch Can Kit for Toyota Landcruiser 300 Series 2022 3.3L Twin Turbo Diesel 227kW

KIT No: OS-PROV-47



MANN Provent 200 IV Catch Can Kit Install Guide

STEP 1: Remove Engine Cover.

STEP 2: Locate hose that runs between Aircleaner and the Air Intake, remove and put aside. (Ensure you cover the Air Intake to prevent contamination).

STEP 3a: Locate the 3 mounting bolts holding the Power Steering Reservoir and remove. Gently shift the PS Reservoir to the side.

STEP 3b: Locate and remove the 2 bolts securing the Fuse Box. Slide the Kit bracket between the Fuse Box and chasis holes. Line up the bracket eyes to match, then secure with the 2 mounting bolts. Return the PS Reservoir and secure.

STEP 4: Route the Kit Drain Hose (DH), down thru to the wheel arch and near the mounting point. Secure with P-clamp and ensure Tap is in OFF position.

STEP 5: Connect the DH Top to the Provent bottom Oil Drain and secure with supplied clamp.



STEP 2:



STEP 3:



STEP 4:



STEP 5:

WESTERN FILTERS

Provent Oil Catch Can Kit for Toyota Landcruiser 300 Series 2022 3.3L Twin Turbo Diesel 227kW

KIT No: OS-PROV-47

STEP 6: Ensure the Provent unit is in the correct orientation. See latch at back of Provent which can be unhooked to allow swivelling in to position.

STEP 7: Mount the Provent unit to the stainless Kit Bracket.

STEP 8: Locate the Factory Hose between the Crankcase Outlet and Air Intake, release the hose end from the Crankcase.

STEP 9: Connect the Lower Hose (LH) first to the Provent Lower Outlet.

Run the LH across between the Fan Shroud and the front of the engine (see 9b). Connect the other end to the Factory Hose connected to the Air Intake.

STEP 10: Connect the Upper Hose (UH) to the Provent Upper Inlet. Connect the other end to the Crank Case Outlet. Secure with clamps.

STEP 11: Use supplied Cable Ties to group hoses together. Return Air Cleaner Hose and the Engine Cover and you're good to go ! Replace Provent Element @40k.




STEP 6:



STEP 7:




STEP 8:




STEP 9:



STEP 9b:



STEP 10:



STEP 11:

45-47 Forge St, Blacktown, NSW 2148 | MON to FRI: 7:30am-5:00pm | SAT: 7:30am-12:00pm

Follow us on



westernfilters1